

**SINGER**  
**22W71, W72, W73, W74**

# LIST OF PARTS



## MACHINES Nos. 22w71 to 22w74

THE SINGER MANUFACTURING COMPANY

## INDEX

	PAGE
ACCESSORIES .....	24
BOBBIN WINDER .....	24
ILLUSTRATIONS OF PERFORATING DESIGNS .....	33
MACHINE No. 22w71 .....	7
"    "    22w72 .....	21
"    "    22w73 .....	22
"    "    22w74 .....	23
MISCELLANEOUS PARTS .....	32
NUMERICAL LIST OF PARTS .....	47
PUNCHES .....	27
PUNCH HOLDERS .....	28
"    REMOVERS .....	32
STARTING TREADLE .....	25
THREAD UNWINDER .....	25

From the library of: Diamond Needle Corp

# Instructions for Ordering

In ordering from this list, use **ONLY** the **PART** number in the **FIRST** column.

The number stamped on a Sewing Machine Part is the number of the Single Part only, except when the part includes Set Screws, Clamping Screws, Studs and Rollers Spun on, Small Wires riveted, or Parts soldered together, etc., which it is necessary to furnish in combination.

Every combination of parts sent out has its specific number which, although not stamped on Parts (except in above cases) must be used when ordering the combination.

Each number always indicates the **SAME PART** in whatever list it appears, or for whatever Machine.

The letters after some of the numbers indicate the style of finish only, as follows:

- A. Hardened, Polished and Plated.
- B. Polished and Plated.
- C. Hardened only.
- D. Polished only.
- E. Soft, not polished.
- F. Hardened and Polished.
- H. Blued.

These letters **MUST BE USED** when they appear in the list and **AFTER** the number, as in the list.

In this series

200001 to 201500 are Screw Numbers.

201501 to 201800 are Nut Numbers.

201801 to 202000 are Roller Numbers.

202001 and upward are numbers of Machine Parts.


The figures in the second column refer only to the plate in which the illustration of the part is shown and are **NOT TO BE USED** in ordering.

Two or more numbers over a cut indicate that the difference between such parts is not visible in an illustration.

Parts marked with an asterisk (\*) are furnished only when repairs are made at the factory.

## LIST OF PARTS COMPLETE

FOR



### MACHINE No. 22w71

DROP FEED. ROLLER PRESSER

For Stitching and Perforating Leather Shoe Tips, etc.

In gauges from  $\frac{1}{8}$  to  $\frac{1}{4}$  inch

Perforates at every second or third stitch

No.	Plate	Name
*246301	—	Arm with 202036 .....
246302	14008	" Brace .....
200010E	14006	" " Screw (lower) (2) ....
731E	14006	" " " (upper) (2) .....
246303	14007	" Bracket .....
200189H	14006	" " Screw (3) .....
246304	14007	" " Switch Handle with 201975, 350194c and two 201525E
350193D	14006	Arm Bracket Switch Handle Screw Stud .....
246305	14007	Arm Bracket Switch Handle Screw Stud Bushing .....
201518E	14006	Arm Bracket Switch Handle Screw Stud Nut .....
234415	14006	Arm Bracket Switch Handle Screw Stud Spring .....

From the library of: Diamond Seedle Corp

No.	Plate	Name
215951	14006	Arm Bracket Switch Handle Spring
200161D	14006	" " " " " "
		Screw .....
204443	14006	Arm Bracket Switch Spring .....
201500E	14006	" " " " Screw
		Stud .....
246383	—	Arm Bracket complete, Nos. 200161D, 200391C, 201500E, 201518E, 215951, 234415, 246303 to 246305, 246333 and 350193D .....
204163	14007	Arm Cap .....
200278H	12311	" " Screw .....
202248	12307	" " " Washer .....
204235	14006	" Position Pin (2) .....
200963E	12311	" Screw (3) .....
202005	12308	" " Washer (3) .....
203202	14008	" Shaft .....
261714	14007	" " Bushing (back) with 202299 .....
200574E	14006	Arm Shaft Bushing (back) Screw (3) .....
246306	14007	Arm Shaft Bushing (front) with 202299 .....
200439C	12311	Arm Shaft Bushing (front) Posi- tion Screw .....
202299	—	Arm Shaft Bushing Oil Packing (wick) .....
204440	14007	Arm Shaft Connection with four 200054E (2) .....
200054E	14006	Arm Shaft Connection Screw .....
246307	14008	Balance Wheel (belt groove $4\frac{1}{2}$ in. diam.) .....
200062H	12311	Balance Wheel Adjusting Screw ..
200352C	14006	" " Set Screw .....
246308	—	Balance Wheel complete, Nos. 246307, 246387 and two 200352C ..
*246309	—	Bed with 202062, 203248, 203249, two each 200362C, 200516E, 200840E and 202299 .....
202258	14007	Bed Hinge Connection (2) .....
200570E	12311	" " " Screw (4) .....
203329	14007	" Slide (back) .....
203301	14007	" " (front) .....
*246203	—	Blower Case (left) .....
*246204	—	" " (right) with two 200358C .....
246205	14008	Blower Case complete, Nos. 246203, 246204 and three 200084C .....
246310	14024	Blower Case Pipe Connection with 201188C .....

No.	Plate	Name
201188C	14006	Blower Case Pipe Connection Set Screw .....
200084C	14006	Blower Case Screw .....
200358C	14006	" " Set Screw .....
246207	14024	" Fan .....
246208	—	" " Belt, size $\frac{3}{8}$ in. diam., length 20 in., with 225129 .....
225129	14006	Blower Fan Belt Hook .....
206963	14024	" " Pulley with two 200403C
200403C	14006	" " " Set Screw .....
201515E	14006	" " Nut .....
246209	14024	" " Shaft .....
202423	—	" " Oiling Wick .....
246311	—	" Pipe (rubber) .....
246384	14024	" " Arm .....
246212	14024	" " " Bracket with 201537H and 350120C .....
246385	—	Blower Pipe Arm Bracket 246212 with 200066D, 202248, 246214, 246384 and 350092D .....
201524E	14006	Blower Pipe Arm Bracket Nut ..
210805	14006	" " " Washer ..
350092D	14006	" " " Hinge Screw ..
202248	12307	" " " " Washer
350120C	14006	" " " Stop Screw ..
201537H	14006	" " " " Nut ..
246214	14006	" " Clamp Plate .....
200066D	14006	" " " " Screw ..
246312	14006	" " Eyelet .....
246313	14024	" " Nozzle .....
246314	—	Blower complete, Nos. 200333C, 201515E, 201524E, 206963, 210805, 246205, 246207 to 246209, 246308, 246310 to 246313, 246360 and 246385 .....
203208	12250	Bobbin (2) .....
203210	12250	" Case Base with 202056, 203211 to 203213 and 203216 .....
203211	12250	Bobbin Case Base Latch .....
*202056	—	" " " " Pin .....
203212	12250	" " " " Plunger ..
203213	12250	" " " " Spring ..
203209	12250	" " Cap with 200984C, 203214, 203215 and two 200594C ..
203214	12250	Bobbin Case Tension Spring .....
200984C	12250	" " " " Regulat- ing Screw .....
200594C	12250	Bobbin Case Tension Spring Screw
203215	12250	" " Thread Guide .....

No.	Plate	Name
200594C	12250	Bobbin Case Thread Guide Screw..
203216	12250	" " Washer (cloth) .....
203217	12250	Bobbin Case complete, Nos. 203209 and 203210 .....
246315	14008	Face Plate with 200366H, 204730, two each 200368H, 202090, 204281 and three 200397H .....
200065C	14006	Face Plate Screw .....
204730	14006	" " Thread Guide .....
200397H	12309	" " " " Set Screw
246316	—	Face Plate complete, Nos. 200113F, 200135E, 200319C, 200577H, 204277 to 204280, 204330, 204555, 246315, two each 200309E, 204059 and 204272 .....
203303	14024	Feed Bar with 204189 .....
203309	—	" " 203303 with 200214E, 201525E and 204200 .....
200214E	14006	Feed Bar Hinge Screw .....
201525E	14006	" " " " Nut .....
214424	14006	" " Spring .....
204189	12306	" " " Hook .....
212209	14506	" Dog, for 246080 .....
246318	14506	" " " 246364 .....
246319	14506	" " " 246365 .....
246320	14507	" " " 246366 .....
246321	14507	" " " 246367 .....
200106E	12311	" " Screw (2) .....
200075E	14006	" " Support Screw .....
201535E	14006	" " " " Nut .....
203233	14024	" Driving Cam with 200382C and 200437C .....
204192	14024	Feed Driving Cam Fork Lever with 204195 and 204293 .....
204193	14024	Feed Driving Cam Fork Lever Con- nection with 200668C and 201525E
204194	12306	Feed Driving Cam Fork Lever Con- nection Clamp with 200031F ....
200031F	12311	Feed Driving Cam Fork Lever Con- nection Clamp Pinch Screw ....
200668C	14006	Feed Driving Cam Fork Lever Con- nection Clamp Screw Stud ....
201525E	14006	Feed Driving Cam Fork Lever Con- nection Clamp Screw Stud ..
200002E	14006	Feed Driving Cam Fork Lever Con- nection Hinge Screw .....
201522E	14025	Feed Driving Cam Fork Lever Con- nection Hinge Screw Nut .....

No.	Plate	Name
*204195	—	Feed Driving Cam Fork Lever Shaft .....
204197	12306	Feed Driving Cam Fork Lever Shaft Collar with 200113F .....
200113F	12308	Feed Driving Cam Fork Lever Shaft Collar Set Screw .....
204293	12308	Feed Driving Cam Fork Lever Shaft Position Pin .....
204196	12307	Feed Driving Cam Fork Lever Shaft Sleeve (split) .....
200043C	12311	Feed Driving Cam Fork Lever Shaft Sleeve Set Screw .....
201524E	14006	Feed Driving Cam Fork Lever Shaft Sleeve Set Screw Nut ....
204198	—	Feed Driving Cam Fork Lever com- plete, Nos. 204192 and 204194
200437C	12311	Feed Driving Cam Position Screw
200382C	14025	" " " Set Screw ..
204199	14008	" " Rock Shaft .....
206554	—	" " " " 204199 with 200002E, 201522E and 204193 ..
202305	12307	Feed Driving Rock Shaft Center (2)
200043C	12311	" " " " " Set Screw (2) .....
204200	14025	Feed Driving Rock Shaft Crank with 204189 (on left side) and two 200383C .....
200383C	12311	Feed Driving Rock Shaft Crank Set Screw .....
213007	14025	Feed Lifting Cam with 202126 ..
204202	12308	" " " Fork with 200027E
200027E	14025	" " " " Pinch Screw
202126	12308	" " " Position Pin ...
200045E	14025	" " " Screw .....
203305	14024	" " Rock Shaft .....
203315	—	" " " " 203305 with 203238 .....
202305	12307	Feed Lifting Rock Shaft Center (2)
200043C	12307	" " " " " Set Screw (2) .....
202276	12308	Feed Lifting Rock Shaft Slide Block .....
203238	12308	Feed Lifting Rock Shaft Slide Block 202276 with 200243E and 201531E .....
200243E	14025	Feed Lifting Rock Shaft Slide Block Hinge Screw .....
201531E	12308	Feed Lifting Rock Shaft Slide Block Hinge Screw Nut .....

No.	Plate	Name
204206	12306	Feed Regulating Handle .....
204288	—	" " " 204206 with 200098F, 202622, 204208, 204209, 204213, 204289 and 204925 .....
204208	12307	Feed Regulating Handle Adjustable Stop .....
200098F	12307	Feed Regulating Handle Adjustable Stop Screw .....
204925	12306	Feed Regulating Handle Adjustable Stop Screw Washer .....
204209	12307	Feed Regulating Handle Position Pin .....
204289	14024	Feed Regulating Handle Shaft
204211	12306	" " " " Crank with 200098F .....
204212	12307	Feed Regulating Handle Shaft Crank Link .....
200271E	12311	Feed Regulating Handle Shaft Crank Link Hinge Screw (lower)
200291E	12307	Feed Regulating Handle Shaft Crank Link Hinge Screw (upper)
200098F	12307	Feed Regulating Handle Shaft Crank Set Screw .....
204213	12307	Feed Regulating Handle Shaft Sleeve (split) .....
200362c	12311	Feed Regulating Handle Shaft Sleeve Set Screw .....
202622	12306	Feed Regulating Handle Shaft Sleeve Washer .....
202036	14025	Feed Regulating Handle Stop Pin
204298	—	Feed Regulating Handle complete, Nos. 200291E, 204211, 204212 and 204288 .....
246081	14008	Foot Lifter Lifting Lever .....
200262H	12306	" " " " Hinge Screw .....
227308	14008	Foot Lifter Lifting Lever Rod with 202302 .....
204126	14025	Foot Lifter Lifting Lever Rod Clamp with two 200530c .....
227316	12388	Foot Lifter Lifting Lever Rod Clamp Hook .....
227576	12388	Foot Lifter Lifting Lever Rod Clamp Hook 227316 with 204126
200530c	14025	Foot Lifter Lifting Lever Rod Clamp Set Screw .....
202302	12306	Foot Lifter Lifting Lever Rod Cotter Pin .....
206628	12388	Foot Lifter Lifting Lever Rod Spring .....

No.	Plate	Name
227227	12388	Foot Lifter Lifting Lever Rod Spring Collar with 200113F .....
200113F	12308	Foot Lifter Lifting Lever Rod Spring Collar Set Screw .....
*203463	—	Hook (sewing) .....
203464	12250	" 203463 with 201253F, 201376F and 203251 .....
203465	12250	Hook and Bobbin Case complete, Nos. 203217 and 203464 .....
203241	11007	Hook Bevel Gear Socket, 24 teeth
200555H	11007	" " " " Screw ..
203242	11007	" " Pinion, 24 teeth, with two 200383c (2) .....
200383c	12311	Hook Bevel Pinion Set Screw ....
203306	14024	" Counter Shaft .....
203244	11007	" " " Collar with two 200393c .....
200393c	11007	Hook Counter Shaft Collar Set Screw .....
203245	11007	Hook Counter Shaft Driving Gear, 44 teeth, with 200362c and 200439c
213157	—	Hook Counter Shaft Driving Gear 203245 with 200045E and 213007
200439c	12311	Hook Counter Shaft Driving Gear Position Screw .....
200362c	12311	Hook Counter Shaft Driving Gear Set Screw .....
203246	11007	Hook Counter Shaft Gear, 22 teeth, with two 200383c .....
200383c	12311	Hook Counter Shaft Gear Set Screw .....
202299	—	Hook Counter Shaft Oil Packing (wick) .....
200840E	11007	Hook Counter Shaft Oil Packing (wick) Stop Screw .....
203247	14008	Hook Driving Shaft .....
203248	14024	" " " Bearing with 202299 .....
202299	—	Hook Driving Shaft Bearing Oil Packing (wick) .....
202126	12308	Hook Driving Shaft Bearing Posi- tion Pin .....
200516E	12311	Hook Driving Shaft Bearing Screw
203249	11007	" " " Bushing (eccen- tric) .....
202299	—	Hook Driving Shaft Bushing Oil Packing (wick) .....
200362c	12311	Hook Driving Shaft Bushing Set Screw .....

No.	Plate	Name
213141	14025	Hook Driving Shaft Collar with two 200393c .....
200393c	11007	Hook Driving Shaft Collar Set Screw .....
203251	12250	Hook Gib .....
201376F	14025	" " Hinge Screw .....
201253F	14025	" " Screw .....
203307	11242	" Saddle (left or right) with 202299 .....
202299	—	Hook Saddle Oil Packing (wick)..
200006E	11007	" " Screw (4) .....
225585	11007	" " Washer (4) .....
203718	12250	" Washer .....
203468	11242	Hook Saddle complete, Nos. 200555u, 203241, 203307, 203465 and 203718 .....
203469	—	Hook Saddle Combination (left and right) compete, Nos. two 203468
246006	14025	Intermediate Idler Gear .....
246007	14025	" " " Locking Lever .....
201266H	14025	Intermediate Idler Gear Locking Lever Screw .....
246008	14025	Intermediate Idler Gear Stud .....
200379c	14025	" " " " Set Screw .....
231390	14024	Needle Bar (hollow) .....
204248	12307	" " Connecting Link .....
200658c	12307	" " " " Hinge Screw Stud .....
201519E	12307	Needle Bar Connecting Link Hinge Screw Stud Nut .....
204249	12308	Needle Bar Connecting Stud with 200072c and 202277 .....
202277	—	Needle Bar Connecting Stud Oil Packing (wick) .....
200072c	12308	Needle Bar Connecting Stud Pinch Screw .....
204327	12306	Needle Bar Packing Washer (felt) (2) .....
200867E	14025	Needle Bar Screw Bushing (2) ...
246386	14025	" Holder, in gauges from $\frac{1}{4}$ to $\frac{1}{2}$ in., in steps of $\frac{1}{8}$ in., with 200141F, 200389c and 201030F ..
201030F	14025	Needle Holder Screw .....
200389c	14025	" Set Screw (left) .....
200141F	14025	" " " (right) .....
231390	14024	Presser Bar .....
204252	12308	" " Lifter .....
200550c	12311	" " " Hinge Screw ...

No.	Plate	Name
204455	14025	Presser Bar Lifting Bracket with 200387c .....
204254	12307	Presser Bar Lifting Bracket Position Guide .....
200333c	14025	Presser Bar Lifting Bracket Position Guide Set Screw .....
200387c	14025	Presser Bar Lifting Bracket Set Screw .....
204327	12306	Presser Bar Packing Washer (felt)
200867E	14025	" " Screw Bushing (lower)
204258	14503	" " Spring .....
200493B	14503	" " Thumb Screw (pressure regulating) .....
304010	14503	Punch .....
246331	14504	" Bar .....
246332	—	" " 246331 with 200054E and 246338 .....
246333	14504	Punch Bar Bell Crank with 246334
246334	14503	" " " " Bearing .....
350194c	14503	" " " " Driving Screw Stud .....
201525E	14006	Punch Bar Bell Crank Driving Screw Stud Nut .....
200391c	14503	Punch Bar Bell Crank Position Screw .....
246335	14504	Punch Bar Driving Cam .....
246336	—	" " " " 246335 with 235380, 235404, 246089 and two 200946E .....
235380	14503	Punch Bar Driving Cam Gear .....
235404	14503	" " " " " Position Pin .....
200946E	14503	Punch Bar Driving Cam Gear Screw
246089	—	" " " " Oil Packing (felt) .....
204246	14503	Punch Bar Driving Cam Position Collar with two 200383c .....
200383c	12311	Punch Bar Driving Cam Position Collar Set Screw .....
201871	14503	Punch Bar Driving Cam Roller
201975	14503	" " " " " " 201871 with 350195c .....
350195c	—	Punch Bar Driving Cam Roller Screw Stud .....
201525E	14006	Punch Bar Driving Cam Roller Screw Stud Nut .....
246337	14503	Punch Bar Position Plate (2) ...
756D	14503	" " " " Screw (4)
200465F	14503	" " Stop Screw .....

No.	Plate	Name
201540E	14503	Punch Bar Stop Screw Nut .....
246505	14503	" Holder with 304010 .....
350131c	14503	" " Adjusting Thumb Screw .....
201177D	14503	" " " " " " .....
		Pinch Screw .....
246338	14503	Punch Holder Bracket with 201177D and 350131c .....
200054E	14006	Punch Holder Bracket Screw .....
193F	14503	" " Screw .....
201928	14505	Roller Presser, 1½ in. diam., ⅜ in. face (fine) .....
201929	—	Roller Presser 201928 with 1528J, 1766c, 50553c and twenty-four 16232 .....
246339	14505	Roller Presser Arm .....
246340	—	" " " 246339 with 201929 .....
202560	14505	Roller Presser Arm Bracket (swing)
246341	14505	" " " " Bar with 201030F .....
201030F	14025	Roller Presser Arm Bracket Bar Screw .....
200675c	14505	Roller Presser Arm Bracket Posi- tion Screw Stud .....
202558	14505	Roller Presser Arm Bracket Spring
229370	—	" " " " " " .....
		Stop and Back Needle Guard Hol- der .....
229371	14505	Roller Presser Arm Bracket Spring Stop and Back Needle Guard Hol- der 229370 with 200350H, 201317F and 226220 .....
200350H	14505	Roller Presser Arm Bracket Spring Stop and Back Needle Guard Hol- der Adjusting Screw .....
200141F	14025	Roller Presser Arm Bracket Spring Stop and Back Needle Guard Hol- der Set Screw .....
200082D	10881	Roller Presser Arm Screw, for gauges ¼ and ⅜ inch .....
200077D	14505	Roller Presser Arm Screw, for gauges ⅜ and ⅝ inch .....
200064D	14505	Roller Presser Arm Screw, for ¼ in. gauge .....
229744	14505	Roller Presser Arm Shim, ⅜ in. thick .....
229745	14505	Roller Presser Arm Shim, ⅝ in. thick .....
202760	14505	Roller Presser Arm Shim, ⅞ in. thick .....

No.	Plate	Name
16232	—	Roller Presser Ball, ⅜ in. diameter
1766c	14505	" " " Cone .....
50553c	14505	" " Hinge Screw .....
1528J	14505	" " " " Nut .....
246342	14505	" " Needle Guard (back), in ¼ in. gauge .....
246343	14505	Roller Presser Needle Guard (back), in ⅝ in. gauge .....
246344	14505	Roller Presser Needle Guard (back), in ⅞ in. gauge .....
246345	14505	Roller Presser Needle Guard (back), in ⅝ in. gauge .....
246346	14505	Roller Presser Needle Guard (back), in ¼ in. gauge .....
201317F	14505	Roller Presser Needle Guard (back) Clamp Screw .....
226220	14505	Roller Presser Needle Guard (back) Clamp Screw Washer .....
246351	—	Roller Presser complete, in ¼ in. gauge, Nos. 200082D, 200675c, 202558, 202560, 202760, 229371, 246340 to 246342 and two 200141F
246352	—	Roller Presser complete, in ⅝ in. gauge, Nos. 200082D, 200675c, 202558, 202560, 202760, 229371, 229744, 246340, 246341, 246343 and two 200141F .....
246353	14505	Roller Presser complete, in ⅞ in. gauge, Nos. 200077D, 200675c, 202558, 202560, 202760, 229371, 229745, 246340, 246341, 246344 and two 200141F .....
246354	—	Roller Presser complete, in ⅝ in. gauge, Nos. 200077D, 200675c, 202558, 202560, 202760, 229371, 229744, 229745, 246340, 246341, 246345 and two 200141F .....
246355	—	Roller Presser complete, in ¼ in. gauge, Nos. 200064D, 200675c, 202558, 202560, 229371, 246340, 246341, 246346, two each 200141F and 202760 .....
246067	13131	Stitch Change Gear with 200378c..
246068	13131	" " " Bracket with 200379c .....
200205F	14503	Stitch Change Gear Bracket Screw (3) .....
246069	13131	Stitch Change Gear Bracket Shaft
203250	11007	" " " " " " .....
		Collar with two 200393c .....



No.	Plate	Name
200393c	11007	Stitch Change Gear Bracket Shaft Collar Set Screw .....
246387	14503	Stitch Change Gear Bracket Shaft Driving Gear .....
246070	13131	Stitch Change Gear Bracket Shaft Gear with 200439c and 201421c ..
246360	14008	Stitch Change Gear Bracket Shaft Gear Guard with 202423 and two 209347c .....
200347c	14503	Stitch Change Gear Bracket Shaft Gear Guard Set Screw .....
200439c	12311	Stitch Change Gear Bracket Shaft Gear Position Screw .....
201421c	14503	Stitch Change Gear Bracket Shaft Gear Set Screw .....
246072	13131	Stitch Change Gear Guard .....
200078E	12307	" " " " Screw (2)
231433	14503	" " " Key .....
200378c	12311	" " " Set Screw ..
213006	13131	Take-up Cam with 200335c, 200383c, 200430c, 200658c and 201519E ..
203172	12307	Take-up Cam Friction Washer ...
200430c	12311	" " Position Screw .....
200383c	12311	" " " " Check Screw .....
200335c	12311	Take-up Cam Set Screw .....
203311	14508	" Lever .....
221454	—	" " 203311 with 204263 ..
204263	14508	" " Bearing with 204264 ..
204264	12306	" " " Position Pin ...
200042F	12311	" " " Screw .....
201816	12307	" " Roller .....
203312	—	Take-up Lever complete, Nos. 200042F, 201816 and 221454 .....
202402	12311	Tension Disc .....
202090	12309	" " Position Pin .....
204555	14508	" Release Lever .....
200309E	12309	" " " Screw .....
202075	12309	" " Plunger .....
246361	14508	" " Slide .....
204457	14508	" " " Spring .....
202407	10881	" Spring .....
200632B	12309	" Stud .....
200397H	12309	" " Set Screw .....
201572B	10881	" Thumb Nut .....
204271	12309	" Washer .....
204272	12309	Tension complete, Nos. 200632B, 201572B, 202075, 202407, 204271 and two 202402 .....

No.	Plate	Name
246362	14508	Thread Controller Adjusting Collar with 200684H .....
200684H	12308	Thread Controller Adjusting Collar Screw .....
204274	12309	Thread Controller Plate .....
200577H	12311	" " " Screw ....
202098	12309	" " Roller .....
204275	12309	" " " Guard .....
202084	14508	" " " Washer .....
200309c	12309	" " " Screw .....
204276	12309	" " Spring .....
204333	12309	" " " Guard .....
200581H	12309	" " " " Screw ..
204277	12309	" " " Stop .....
204278	12309	" " " " Driving Gear .....
200319c	12309	Thread Controller Spring Stop Driving Gear Hinge Screw .....
200135E	12309	Thread Controller Spring Stop Screw .....
204279	12309	Thread Controller Spring Stud with 204925 .....
200366H	12309	Thread Controller Spring Stud Set Screw .....
204925	12306	Thread Controller Spring Stud Washer .....
205987	12309	Thread Controller complete, Nos. 200300c, 200581H, 202084, 202098, 204274, 204275 and 204333 .....
204280	12309	Thread Controller and Spring complete, Nos. 204276 and 205987
204459	14508	Thread Guide .....
203313	14508	" " .....
204329	—	" Oiler (felt) .....
204330	14508	" " Bracket with 204329 ..
200113F	12308	" " " Screw .....
204281	12309	" Retainer Guide Wire .....
202091	12309	" " Sleeve .....
202092	12309	" " Spring .....
204058	12309	" " Stud .....
200368H	12309	" " " Set Screw .....
204059	12309	Thread Retainer complete, Nos. 202091, 202092 and 204058 .....
246080	14506	Throat Plate, 50 needle hole, in $\frac{3}{8}$ in. gauge, with 246079, for 212209
246364	14506	Throat Plate, 50 needle hole, in $\frac{3}{8}$ in. gauge, with 246074, for 246318
246365	14506	Throat Plate, 50 needle hole, in $\frac{3}{8}$ in. gauge, with 246074, for 246319

No.	Plate	Name
246366	14507	Throat Plate, 50 needle hole, in $\frac{3}{8}$ in. gauge, with 246377, for 246320
246367	14507	Throat Plate, 50 needle hole, in $\frac{1}{4}$ in. gauge, with 246378, for 246321
200161D	14006	Throat Plate Clamp Screw .....
246074	14507	" " Plug (brass) .....
246079	14507	" " " " .....
246377	14507	" " " " .....
246378	14507	" " " " .....
202062	12308	" " Position Pin .....
200577II	12311	" " Screw .....

## MACHINE No. 22w72

### DROP FEED. ROLLER PRESSER

For Stitching and Perforating Leather Shoe Tips, etc.

In gauges from  $\frac{1}{8}$  to  $\frac{1}{4}$  inch

Perforates at every second or third stitch

Same as Machine No. 22w71 with the following exceptions:

No.	Plate	Name
246314	—	Blower complete, Nos. 200333c, 201515E, 201524E, 206963, 210805, 246205, 246207 to 246209, 246308, 246310 to 246313, 246360 and 246385 (not used) .....
200362c	12311	Presser Bar Lifting Bracket Position Guide Screw, in place of 200333c .....
246471	14008	Stitch Change Gear Bracket Shaft Gear Guard with two 200347c, in place of 246360 .....

## MACHINE No. 22w73

DROP FEED. ROLLER PRESSER

For Stitching and Perforating Leather Shoe Tips, etc.

In gauges from  $\frac{1}{8}$  to  $\frac{1}{4}$  inch

Perforates at every fourth or fifth stitch

Same as Machine No. 22w71 with the following exceptions:

No.	Plate	Name
246481	—	Balance Wheel complete, Nos. 246259, 246307 and two 200352c, in place of 246308 .....
246482	—	Blower complete, Nos. 200333c, 201515E, 201524E, 206963, 210805, 246205, 246207 to 246209, 246310 to 246313, 246360, 246385 and 246481, in place of 246314 .....
246253	14025	Intermediate Idler Gear, in place of 246006 .....
304001	—	Punch .....
304013	—	" .....
246712	—	" Holder with 304013 and two 304001, in place of 246505 .....
246258	14504	Stitch Change Gear with 200378c, in place of 246067 .....
246259	14504	Stitch Change Gear Bracket Shaft Driving Gear, in place of 246387
246260	14504	Stitch Change Gear Bracket Shaft Gear with 200439c and 201421c, in place of 246070 .....

## MACHINE No. 22w74

DROP FEED. ROLLER PRESSER

For Stitching and Perforating Leather Shoe Tips, etc.

In gauges from  $\frac{1}{8}$  to  $\frac{1}{4}$  inch

Perforates at every fourth or fifth stitch

Same as Machine No. 22w71 with the following exceptions:

No.	Plate	Name
246481	—	Balance Wheel complete, Nos. 246259, 246307 and two 200352c, in place of 246308 .....
246314	—	Blower complete, Nos. 200333c, 201515E, 201524E, 206963, 210805, 246205, 246207 to 246209, 246308, 246310 to 246313, 246360 and 246385 (not used) .....
246253	14025	Intermediate Idler Gear, in place of 246006 .....
200362c	12311	Presser Bar Lifting Bracket Position Guide Set Screw, in place of 200333c .....
304001	—	Punch .....
304013	—	" .....
246712	—	" Holder with 304013 and two 304001, in place of 246505 .....
246258	14504	Stitch Change Gear with 200378c, in place of 246067 .....
246259	14504	Stitch Change Gear Bracket Shaft Driving Gear, in place of 246387
246260	14504	Stitch Change Gear Bracket Shaft Gear with 200439c and 201421c, in place of 246070 .....
246471	14008	Stitch Change Gear Bracket Shaft Gear Guard with two 200347c, in place of 246360 .....

## ACCESSORIES

FOR MACHINES NOS. 22w71 AND 22w72

No.	Plate	Name
203208	12250	Bobbin (10) .....
*225482	—	" Case Screw Driver Blade ..
*225483	—	" " " " Handle ..
225497	14383	Bobbin Case Screw Driver complete, Nos. 225482 and 225483 ...
304010	14503	Punch (15) .....
304304	14503	" Remover .....
4822	14508	Roller Presser Hinge Screw Nut Wrench .....
246074	14507	Throat Plate Plug (brass) (5) ...
128 x 4	—	Needles, four each, sizes 11, 12 and 13 .....
228213	—	Drip Pan with four wood screws $\frac{1}{2}$ in., No. 5 .....
41400	14383	Machine Rest Pin (wood) .....
120342	14383	Oiler (copper plated) with 120343
120343	14383	" Spout, $3\frac{1}{2}$ in. long .....
*225484	—	Screw Driver Blade .....
*225485	—	" " Handle .....
225498	14383	Screw Driver complete ( $7\frac{1}{4}$ in. long), Nos. 225484 and 225485 ..
225554	14383	Wrench (steel) .....

### BOBBIN WINDER

Swing Automatic, Right Hand

225453	10884	Frame with 202277 and 225438 ....
225454	10884	" Hinge Pin .....
202277	—	" Oil Packing (wick) .....
225438	10884	" " Well Cap .....
225455	10884	" Spring .....
225456	10884	" " Plunger .....
202473	10885	Pulley with 200380c .....
200380c	14508	" Set Screw .....
225381	10884	Spindle .....
225444	10884	Stop Latch .....
200056E	10884	" " Screw .....
225458	10884	" " Thumb Lever .....
225459	10884	" " " " Hinge Stud
225460	10884	" " " " Joint Stud
202478	10884	" " Trip Lever .....
200299H	10884	" " " " Hinge Screw

No.	Plate	Name
225461	10881	Tension Bracket with 201499B ....
200082D	10881	" " Screw .....
228026	10881	" " " Washer .....
2102	10881	" Disc .....
202407	10881	" Spring .....
201499B	10881	" Stud .....
201572B	10881	" " Thumb Nut .....
225462	10881	Bobbin Winder Tension Bracket complete, Nos. 201572B, 202407, 225461 and two 2102 .....
225433	10885	Bobbin Winder and Tension Bracket Base .....
225382	10885	Universal Bobbin Winder complete, Nos. 200056E, 200082D, 200299H, 202473, 202478, 225381, 225433, 225444, 225453 to 225456, 225458 to 225460, 225462, 228026 and two wood screws $\frac{3}{4}$ in., No. 12, R.H.B.

### STARTING TREADLE

260186	14008	Starting Treadle .....
260187	14008	" " Bracket .....
260197	14008	" " " 260187 with 260186, 260189, 350005E and two wood screws $1\frac{1}{2}$ in., No. 14 .....
232365	14008	Starting Treadle Chain ( $41\frac{1}{2}$ in. long) with two 202784 .....
202784	12388	Starting Treadle Chain Hook ...
350005E	14508	" " " Screw Eye
260189	14508	" " Hinge Pin .....

### THREAD UNWINDER

225389	14083	Spool Rest (for one spool) with 201018c .....
225395	14083	Spool Rest (for two spools) with 201018c .....
225388	14083	Spool Rest Rod .....
200383c	12311	" " " Set Screw .....
201018c	14508	" " Set Screw .....
202490	14083	" Stand with 200383c .....
225391	14083	Thread Guide .....
201696J	14508	" " Lock Nut .....
225392	14083	" " Rod with 208E and 225393 .....
208E	14508	Thread Guide Rod Screw .....
225393	—	" " " " Washer .....

No.	Plate	Name
225397	14083	Thread Unwinder (for three spools) complete, Nos. 201696.r, 202490, 225388, 225389, 225392, 225395, three each 225391 and wood screws $\frac{3}{8}$ in., No. 12 .....

**FOR MACHINES NOS. 22w73 AND 22w74**

Same as for No. 22w71 with the following exceptions:

304013	—	Punch .....
304001	—	" .....
304301	—	" Remover .....
304305	—	" " .....

**PUNCHES**

No.	Plate	Name
304001	—	Punch, round, diam. of wire .050, diam. of punch end .036 .....
304004	—	Punch, round, diam. of wire .058, diam. of punch end .036 .....
304007	—	Punch, round, diam. of wire .069, diam. of punch end .042 .....
304010	14503	Punch, round, diam. of wire .088, diam. of punch end .047 .....
304012	—	Punch, round, diam. of wire .099, diam. of punch end .052 .....
304013	—	Punch, round, diam. of wire .099, diam. of punch end .054 .....
304014	—	Punch, round, diam. of wire .099, diam. of punch end .075 .....
304016	—	Punch, round, diam. of wire .120, diam. of punch end .079 .....
304019	—	Punch, round, diam. of wire .139, diam. of punch end .090 .....
304025	—	Punch, round, diam. of wire .155, diam. of punch end .112 .....
304080	—	Punch, diamond, diam. of wire .099
304082	—	" " " " " .099
304086	—	" " " " " .155
304089	—	" " " " " .204
304135	—	" triangle, diam. of wire .099
304136	—	" " " " " .139
304137	—	" " " " " .120
304141	—	" " " " " .120
304170	—	" oblong, diam. of wire .168 ...
304171	—	" " " " " .185 ...
304172	—	" " " " " .281 ...
304062	—	" oval, diam. of wire .120 .....
304180	—	" square, diam. of wire .088 ..
304181	—	" " " " " .120 ..
304182	—	" " " " " .139 ..
304183	—	" " " " " .139 ..
304185	—	" " " " " .155 ..
304101	—	" square diamond, diam. of wire .120 .....

From the file for: dian, round, plate Comp

## PUNCH HOLDERS

FOR MACHINES NOS. 22w71 AND 22w72

No.	Plate	Name
246501	---	Punch Holder with 304001 .....
246502	---	" " " 304001 .....
246503	---	" " " 304007 .....
246504	---	" " " 304007 .....
246505	14503	" " " 304010 .....
246506	---	" " " 304010 .....
246507	---	" " " 304013 .....
246508	---	" " " 304014 .....
246509	---	" " " 304016 .....
246510	---	" " " 304019 .....
246511	---	" " " 304080 .....
246512	---	" " " 304082 .....
246515	---	" " " 304101 .....
246516	---	" " " 304135 .....
246519	---	" " " 304141 .....
246520	---	" " " 304180 .....
246521	---	" " " 304180 .....
246522	---	" " " 304181 .....
246523	---	" " " 304183 .....
246524	---	" " " 304185 .....
246525	---	" " " 304012 .....
246601	---	" " " 3 0 4 0 0 1 and 304013 .....
246602	---	Punch Holder with 304001 and 304013 .....
246603	---	Punch Holder with 304001 and 304013 .....
246604	---	Punch Holder with 304001 and 304014 .....
246605	---	Punch Holder with 304001 and 304014 .....
246606	---	Punch Holder with 304007 and 304016 .....
246607	---	Punch Holder with 304001 and 304019 .....
246608	---	Punch Holder with 304007 and 304019 .....
246609	---	Punch Holder with 304007 and 304019 .....
246676	---	Punch Holder with two 304001 ....
246677	---	" " " two 304001 ....
246678	---	" " " two 304001 ....

## Punch Holders

No.	Plate	Name
246701	---	Punch Holder with three 304001 ..
246702	---	" " " three 304001 ..
246703	---	" " " three 304001 ..
246704	---	" " " 304007 and two 304001 .....
246705	---	Punch Holder with 304007 and two 304001 .....
246706	---	Punch Holder with 304007 and two 304001 .....
246707	---	Punch Holder with 304010 and two 304001 .....
246708	---	Punch Holder with 304010 and two 304001 .....
246709	---	Punch Holder with 304013 and two 304001 .....
246710	---	Punch Holder with 304013 and two 304001 .....
246711	---	Punch Holder with 304013 and two 304001 .....
246712	---	Punch Holder with 304013 and two 304001 .....
246713	---	Punch Holder with 304014 and two 304001 .....
246714	---	Punch Holder with 304014 and two 304001 .....
246715	---	Punch Holder with 304014 and two 304001 .....
246716	---	Punch Holder with 304014 and two 304001 .....
246717	---	Punch Holder with 304014 and two 304001 .....
246718	---	Punch Holder with 304014 and two 304007 .....
246719	---	Punch Holder with 304016 and two 304001 .....
246720	---	Punch Holder with 304016 and two 304001 .....
246721	---	Punch Holder with 304019 and two 304001 .....
246723	---	Punch Holder with 304062 and two 304001 .....
246724	---	Punch Holder with 304082 and two 304001 .....
246725	---	Punch Holder with 304082 and two 304001 .....
246726	---	Punch Holder with 304101 and two 304007 .....
246727	---	Punch Holder with 304181 and two 304001 .....

## Punch Holders

No.	Plate	Name
246728	---	Punch Holder with 304182 and two 304001 .....
246731	---	Punch Holder with 304012 and two 304001 .....
246733	---	Punch Holder with 304014 and two 304004 .....
246734	---	Punch Holder with 304181 and two 304007 .....

## FOR MACHINES NOS. 22w73 AND 22w74

246513	---	Punch Holder with 304086 .....
246514	---	" " " 304089 .....
246517	---	" " " 304136 .....
246518	---	" " " 304137 .....
246526	---	" " " 304171 .....
246527	---	" " " 304172 .....
246601	---	" " " 304001 and 304013 .....
246602	---	Punch Holder with 304001 and 304013 .....
246604	---	Punch Holder with 304001 and 304014 .....
246606	---	Punch Holder with 304007 and 304016 .....
246607	---	Punch Holder with 304001 and 304019 .....
246610	---	Punch Holder with 304014 and 304025 .....
246611	---	Punch Holder with 304010 and 304025 .....
246701	---	Punch Holder with three 304001 ..
246702	---	" " " three 304001 ..
246703	---	" " " three 304001 ..
246704	---	" " " 304007 and two 304001 .....
246705	---	Punch Holder with 304007 and two 304001 .....
246706	---	Punch Holder with 304007 and two 304001 .....
246707	---	Punch Holder with 304010 and two 304001 .....
246709	---	Punch Holder with 304013 and two 304001 .....
246710	---	Punch Holder with 304013 and two 304001 .....
246711	---	Punch Holder with 304013 and two 304001 .....

## Punch Holders

No.	Plate	Name
246712	---	Punch Holder with 304013 and two 304001 .....
246713	---	Punch Holder with 304014 and two 304001 .....
246714	---	Punch Holder with 304014 and two 304001 .....
246715	---	Punch Holder with 304014 and two 304001 .....
246716	---	Punch Holder with 304014 and two 304001 .....
246718	---	Punch Holder with 304014 and two 304007 .....
246719	---	Punch Holder with 304016 and two 304001 .....
246720	---	Punch Holder with 304016 and two 304001 .....
246721	---	Punch Holder with 304019 and two 304001 .....
246722	---	Punch Holder with 304019 and two 304004 .....
246724	---	Punch Holder with 304082 and two 304001 .....
246729	---	Punch Holder with 304025 and two 304004 .....
246730	---	Punch Holder with 304014 and two 304004 .....
246731	---	Punch Holder with 304012 and two 304001 .....
246732	---	Punch Holder with 304170 and two 304004 .....
246733	---	Punch Holder with 304014 and two 304004 .....
246734	---	Punch Holder with 304181 and two 304007 .....
246826	---	Punch Holder with two each 304004 and 304141 .....

No.	Plate	Name
246728	---	Punch Holder with 304182 and two 304001 .....
246731	---	Punch Holder with 304012 and two 304001 .....
246733	---	Punch Holder with 304014 and two 304004 .....
246734	---	Punch Holder with 304181 and two 304007 .....

## FOR MACHINES NOS. 22w73 AND 22w74

246513	---	Punch Holder with 304086 .....
246514	---	" " " 304089 .....
246517	---	" " " 304136 .....
246518	---	" " " 304137 .....
246526	---	" " " 304171 .....
246527	---	" " " 304172 .....
246601	---	" " " 3 0 4 0 0 1 and 304013 .....
246602	---	Punch Holder with 304001 and 304013 .....
246604	---	Punch Holder with 304001 and 304014 .....
246606	---	Punch Holder with 304007 and 304016 .....
246607	---	Punch Holder with 304001 and 304019 .....
246610	---	Punch Holder with 304014 and 304025 .....
246611	---	Punch Holder with 304010 and 304025 .....
246701	---	Punch Holder with three 304001 ..
246702	---	" " " three 304001 ..
246703	---	" " " three 304001 ..
246704	---	" " " 304007 and two 304001 .....
246705	---	Punch Holder with 304007 and two 304001 .....
246706	---	Punch Holder with 304007 and two 304001 .....
246707	---	Punch Holder with 304010 and two 304001 .....
246709	---	Punch Holder with 304013 and two 304001 .....
246710	---	Punch Holder with 304013 and two 304001 .....
246711	---	Punch Holder with 304013 and two 304001 .....

No.	Plate	Name
246712	---	Punch Holder with 304013 and two 304001 .....
246713	---	Punch Holder with 304014 and two 304001 .....
246714	---	Punch Holder with 304014 and two 304001 .....
246715	---	Punch Holder with 304014 and two 304001 .....
246716	---	Punch Holder with 304014 and two 304001 .....
246718	---	Punch Holder with 304014 and two 304007 .....
246719	---	Punch Holder with 304016 and two 304001 .....
246720	---	Punch Holder with 304016 and two 304001 .....
246721	---	Punch Holder with 304019 and two 304001 .....
246722	---	Punch Holder with 304019 and two 304004 .....
246724	---	Punch Holder with 304082 and two 304001 .....
246729	---	Punch Holder with 304025 and two 304004 .....
246730	---	Punch Holder with 304014 and two 304004 .....
246731	---	Punch Holder with 304012 and two 304001 .....
246732	---	Punch Holder with 304170 and two 304004 .....
246733	---	Punch Holder with 304014 and two 304004 .....
246734	---	Punch Holder with 304181 and two 304007 .....
246826	---	Punch Holder with two each 304004 and 304141 .....



## PUNCH REMOVERS

No.	Plate	Name
304301	—	Punch Remover, for 304001 .....
304302	—	" " " 304004 .....
304303	—	" " " 304007 .....
304304	14503	" " " 304010 and 304180; also for removing Throat Plate Plug .....
304305	—	Punch Remover, for 304012 to 304014, 304080 and 304082 .....
304306	—	Punch Remover, for 304016, 304019, 304062, 304101, 304136, 304137, 304141 and 304181 to 304183 .....
304307	—	Punch Remover, for 304135 .....
304308	—	" " " 304025, 304086 and 304185 .....
304309	—	Punch Remover, for 304170 .....
304310	—	" " " 304171 .....
304311	—	" " " 304089 .....
304314	—	" " " 304172 .....

## MISCELLANEOUS PARTS

Used in conjunction with Thread Unwinder

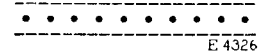
60913	14083	Spool Weight with 60914 .....
60914	—	" " Center Pin .....
225377	14083	" Wire, for small spools .....

## ILLUSTRATIONS OF PERFORATING DESIGNS

FOR MACHINES NOS. 22w71 AND 22w72

Showing the number of the punch holder and punches necessary to produce each design; also the gauge of machine on which they are to be used.

### SINGLE PUNCH PERFORATIONS



Punch Holder 246501  
Punch 304001  
Gauges  $\frac{3}{8}$  to  $\frac{1}{4}$  in.



Punch Holder 246506  
Punch 304010  
Gauge  $\frac{1}{8}$  in. only



Punch Holder 246502  
Punch 304001  
Gauge  $\frac{1}{8}$  in. only



Punch Holder 246507  
Punch 304013  
Gauges  $\frac{3}{8}$  to  $\frac{1}{4}$  in.



Punch Holder 246503  
Punch 304007  
Gauges  $\frac{3}{8}$  to  $\frac{1}{4}$  in.



Punch Holder 246508  
Punch 304014  
Gauges  $\frac{3}{8}$  to  $\frac{1}{4}$  in.



Punch Holder 246504  
Punch 304007  
Gauge  $\frac{1}{8}$  in. only



Punch Holder 246509  
Punch 304016  
Gauges  $\frac{3}{8}$  to  $\frac{1}{4}$  in.



Punch Holder 246505  
Punch 304010  
Gauges  $\frac{3}{8}$  to  $\frac{1}{4}$  in.



Punch Holder 246510  
Punch 304019  
Gauges  $\frac{3}{8}$  to  $\frac{1}{4}$  in.

From the library of: Diamond Needle Corp

## SINGLE PUNCH PERFORATIONS—Continued



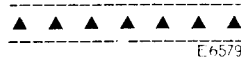
Punch Holder 246411  
Punch 304080  
Gauges  $\frac{1}{16}$  to  $\frac{1}{4}$  in.



Punch Holder 246512  
Punch 304082  
Gauges  $\frac{3}{32}$  to  $\frac{1}{4}$  in.



Punch Holder 246515  
Punch 304101  
Gauges  $\frac{3}{32}$  to  $\frac{1}{4}$  in.



Punch Holder 246516  
Punch 304135  
Gauges  $\frac{3}{32}$  to  $\frac{1}{4}$  in.



Punch Holder 246519  
Punch 304141  
Gauges  $\frac{3}{32}$  to  $\frac{1}{4}$  in.



Punch Holder 246525  
Punch 304012  
Gauges  $\frac{3}{32}$  to  $\frac{1}{4}$  in.



Punch Holder 246520  
Punch 304180  
Gauges  $\frac{3}{32}$  to  $\frac{1}{4}$  in.



Punch Holder 246521  
Punch 304180  
Gauges  $\frac{3}{32}$  to  $\frac{1}{4}$  in.



Punch Holder 246522  
Punch 304181  
Gauges  $\frac{3}{32}$  to  $\frac{1}{4}$  in.



Punch Holder 246523  
Punch 304183  
Gauges  $\frac{3}{32}$  to  $\frac{1}{4}$  in.

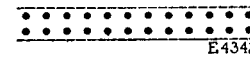


Punch Holder 246524  
Punch 304185  
Gauges  $\frac{1}{16}$  to  $\frac{1}{4}$  in.

## TWO PUNCH PERFORATIONS

Produced by Machines Nos. 22w71 and 22w72

(Perforating once every two stitches)



Punch Holder 246676  
Punch (2) 304001  
Gauges  $\frac{3}{32}$  to  $\frac{1}{4}$  in.



Punch Holder 246677  
Punch (2) 304001  
Gauges  $\frac{3}{32}$  to  $\frac{1}{4}$  in.  
21 stitches per inch



Punch Holder 246678  
Punch (2) 304001  
Gauges  $\frac{1}{16}$  to  $\frac{1}{4}$  in.

## TWO PUNCH PERFORATIONS

Produced by Machines Nos. 22w71 and 22w72

(Perforating once every three stitches)



Punch Holder 246601  
Small Punch 304001  
Large Punch 304013  
Gauges  $\frac{3}{32}$  to  $\frac{1}{4}$  in.  
18 $\frac{1}{2}$  stitches per inch



Punch Holder 246604  
Small Punch 304001  
Large Punch 304014  
Gauges  $\frac{3}{32}$  to  $\frac{1}{4}$  in.  
16 stitches per inch



Punch Holder 246602  
Small Punch 304001  
Large Punch 304013  
Gauges  $\frac{3}{32}$  to  $\frac{1}{4}$  in.  
12 stitches per inch



Punch Holder 246605  
Small Punch 304001  
Large Punch 304014  
Gauges  $\frac{3}{32}$  to  $\frac{1}{4}$  in.  
19 stitches per inch



Punch Holder 246603  
Small Punch 304001  
Large Punch 304013  
Gauges  $\frac{3}{32}$  to  $\frac{1}{4}$  in.  
16 stitches per inch



Punch Holder 246606  
Small Punch 304007  
Large Punch 304016  
Gauges  $\frac{3}{32}$  to  $\frac{1}{4}$  in.  
13 stitches per inch

## TWO PUNCH PERFORATIONS—Continued



Punch Holder 246607  
Small Punch 304001  
Large Punch 304019  
Gauges  $\frac{5}{8}$  to  $\frac{1}{4}$  in.  
15 stitches per inch



Punch Holder 246608  
Small Punch 304007  
Large Punch 304019  
Gauges  $\frac{7}{8}$  to  $\frac{1}{4}$  in.  
12 stitches per inch




Punch Holder 246609  
Small Punch 304007  
Large Punch 304019  
Gauges  $\frac{5}{8}$  to  $\frac{1}{4}$  in.  
14 stitches per inch

## THREE PUNCH PERFORATIONS

Produced by Machines Nos. 22w71 and 22w72


(Perforating once every three stitches)



Punch Holder 246701  
Punch (3) 304001  
Gauges  $\frac{5}{8}$  to  $\frac{1}{4}$  in.  
19 stitches per inch




Punch Holder 246704  
Small Punch (2) 304001  
Large Punch (1) 304007  
Gauges  $\frac{5}{8}$  to  $\frac{1}{4}$  in.  
16 stitches per inch



Punch Holder 246702  
Punch (3) 304001  
Gauges  $\frac{5}{8}$  to  $\frac{1}{4}$  in.  
16 stitches per inch



Punch Holder 246705  
Small Punch (2) 304001  
Large Punch (1) 304007  
Gauges  $\frac{5}{8}$  to  $\frac{1}{4}$  in.  
16½ stitches per inch




Punch Holder 246703  
Punch (3) 304001  
Gauges  $\frac{5}{8}$  to  $\frac{1}{4}$  in.  
19 stitches per inch



Punch Holder 246706  
Small Punch (2) 304001  
Large Punch (1) 304007  
Gauges  $\frac{5}{8}$  to  $\frac{1}{4}$  in.  
19 stitches per inch

## THREE PUNCH PERFORATIONS—Continued



Punch Holder 246707  
Small Punch (2) 304001  
Large Punch (1) 304010  
Gauges  $\frac{5}{8}$  to  $\frac{1}{4}$  in.  
16 stitches per inch




Punch Holder 246712  
Small Punch (2) 304001  
Large Punch (1) 304013  
Gauges  $\frac{5}{8}$  to  $\frac{1}{4}$  in.  
16 stitches per inch



Punch Holder 246708  
Small Punch (2) 304001  
Large Punch (1) 304010  
Gauges  $\frac{5}{8}$  to  $\frac{1}{4}$  in.  
18 stitches per inch



Punch Holder 246713  
Small Punch (2) 304001  
Large Punch (1) 304013  
Gauges  $\frac{5}{8}$  to  $\frac{1}{4}$  in.  
12 stitches per inch



Punch Holder 246709  
Small Punch (2) 304001  
Large Punch (1) 304013  
Gauges  $\frac{5}{8}$  to  $\frac{1}{4}$  in.  
12 stitches per inch



Punch Holder 246714  
Small Punch (2) 304001  
Large Punch (1) 304013  
Gauges  $\frac{5}{8}$  to  $\frac{1}{4}$  in.  
16 stitches per inch



Punch Holder 246710  
Small Punch (2) 304001  
Large Punch (1) 304013  
Gauges  $\frac{5}{8}$  to  $\frac{1}{4}$  in.  
19 stitches per inch



Punch Holder 246715  
Small Punch (2) 304001  
Large Punch (1) 304014  
Gauges  $\frac{5}{8}$  to  $\frac{1}{4}$  in.  
19 stitches per inch



Punch Holder 246711  
Small Punch (2) 304001  
Large Punch (1) 304013  
Gauges  $\frac{5}{8}$  to  $\frac{1}{4}$  in.  
13 stitches per inch



Punch Holder 246716  
Small Punch (2) 304001  
Large Punch (1) 304014  
Gauges  $\frac{5}{8}$  to  $\frac{1}{4}$  in.  
15 stitches per inch

## THREE PUNCH PERFORATIONS—Continued



E6575

Punch Holder 246717  
Small Punch (2) 304001  
Large Punch (1) 304014  
Gauges  $\frac{3}{8}$  to  $\frac{1}{4}$  in.  
16 stitches per inch



E6565

Punch Holder 246723  
Small Punch (2) 304001  
Large Punch (1) 304062  
Gauges  $\frac{3}{8}$  to  $\frac{1}{4}$  in.  
15 stitches per inch



E5263

Punch Holder 246718  
Small Punch (2) 304007  
Large Punch (1) 304014  
Gauges  $\frac{3}{8}$  to  $\frac{1}{4}$  in.  
16 stitches per inch



E5259

Punch Holder 246724  
Small Punch (2) 304001  
Large Punch (1) 304082  
Gauges  $\frac{3}{8}$  to  $\frac{1}{4}$  in.  
16 stitches per inch



E4332

Punch Holder 246719  
Small Punch (2) 304001  
Large Punch (1) 304016  
Gauges  $\frac{1}{8}$  to  $\frac{1}{4}$  in.  
13 stitches per inch



E6583

Punch Holder 246725  
Small Punch (2) 304001  
Large Punch (1) 304082  
Gauges  $\frac{3}{8}$  to  $\frac{1}{4}$  in.  
13 stitches per inch



E4337

Punch Holder 246720  
Small Punch (2) 304001  
Large Punch (1) 304016  
Gauges  $\frac{3}{8}$  to  $\frac{1}{4}$  in.  
16 stitches per inch



E6564

Punch Holder 246726  
Small Punch (2) 304007  
Large Punch (1) 304101  
Gauges  $\frac{3}{8}$  to  $\frac{1}{4}$  in.  
15 stitches per inch



E5260

Punch Holder 246721  
Small Punch (2) 304001  
Large Punch (1) 304019  
Gauges  $\frac{3}{8}$  to  $\frac{1}{4}$  in.  
14 stitches per inch



E6577

Punch Holder 246727  
Small Punch (2) 304001  
Large Punch (1) 304181  
Gauges  $\frac{3}{8}$  to  $\frac{1}{4}$  in.  
16 stitches per inch

## THREE PUNCH PERFORATIONS—Continued



E6565

Punch Holder 246728  
Small Punch (2) 304001  
Large Punch (1) 304182  
Gauges  $\frac{3}{8}$  to  $\frac{1}{4}$  in.  
15 stitches per inch



E7022

Punch Holder 246733  
Small Punch (2) 304004  
Large Punch (1) 304014  
Gauges  $\frac{3}{8}$  and  $\frac{1}{4}$  in.  
14 stitches per inch



E7025

Punch Holder 246731  
Small Punch (2) 304001  
Large Punch (1) 304012  
Gauges  $\frac{3}{8}$  to  $\frac{1}{4}$  in.  
19 stitches per inch



E7020

Punch Holder 246734  
Small Punch (2) 304007  
Large Punch (1) 304181  
Gauges  $\frac{3}{8}$  to  $\frac{1}{4}$  in.  
15 stitches per inch

## SINGLE PUNCH PERFORATIONS

Produced by Machines Nos. 22w73 and 22w74

(Perforating once every four stitches)



E6571

Punch Holder 246513  
Punch 304086  
Gauges  $\frac{3}{8}$  to  $\frac{1}{4}$  in.



E6580

Punch Holder 246517  
Punch 304136  
Gauges  $\frac{3}{8}$  to  $\frac{1}{4}$  in.



E6574

Punch Holder 246514  
Punch 304089  
Gauges  $\frac{3}{8}$  or  $\frac{1}{4}$  in.




E6581

Punch Holder 246518  
Punch 304137  
Gauges  $\frac{3}{8}$  to  $\frac{1}{4}$  in.

## SINGLE PUNCH PERFORATIONS

Produced by Machines Nos. 22w73 and 22w74

(Perforating once every five stitches)



E6607

Punch Holder 246526  
Punch 304171  
Gauges  $\frac{1}{8}$  to  $\frac{1}{4}$  in.



E6606

Punch Holder 246527  
Punch 304172  
Gauges  $\frac{3}{8}$  or  $\frac{1}{4}$  in.

## TWO PUNCH PERFORATIONS

Produced by Machines Nos. 22w73 and 22w74

(Perforating once every four stitches)



Punch Holder 246601  
Small Punch 304001  
Large Punch 304013  
Gauges  $\frac{3}{8}$  to  $\frac{1}{4}$  in.  
25 stitches per inch



Punch Holder 246604  
Small Punch 304001  
Large Punch 304014  
Gauges  $\frac{3}{8}$  to  $\frac{1}{4}$  in.  
 $21\frac{1}{2}$  stitches per inch



Punch Holder 246602  
Small Punch 304001  
Large Punch 304013  
Gauges  $\frac{3}{8}$  to  $\frac{1}{4}$  in.  
16 stitches per inch



Punch Holder 246606  
Small Punch 304007  
Large Punch 303016  
Gauges  $\frac{3}{8}$  to  $\frac{1}{4}$  in.  
 $16\frac{1}{2}$  stitches per inch



Punch Holder 246607  
Small Punch 304001  
Large Punch 304019  
Gauges  $\frac{3}{8}$  to  $\frac{1}{4}$  in.  
 $20\frac{1}{2}$  stitches per inch

## TWO PUNCH PERFORATIONS

Produced by Machines Nos. 22w73 and 22w74

(Perforating once every five stitches)



Punch Holder 246602  
Small Punch 304001  
Large Punch 304013  
Gauges  $\frac{3}{8}$  to  $\frac{1}{4}$  in.  
20 stitches per inch



Punch Holder 246604  
Small Punch 304001  
Large Punch 304014  
Gauges  $\frac{3}{8}$  to  $\frac{1}{4}$  in.  
20 stitches per inch

## TWO PUNCH PERFORATIONS—Continued



Punch Holder 246606  
Small Punch 304007  
Large Punch 304016  
Gauges  $\frac{3}{8}$  to  $\frac{1}{4}$  in.  
22 stitches per inch



Punch Holder 246607  
Small Punch 304001  
Large Punch 304019  
Gauges  $\frac{3}{8}$  to  $\frac{1}{4}$  in.  
25 stitches per inch



Punch Holder 246610  
Small Punch 304014  
Large Punch 304025  
Gauges  $\frac{3}{8}$  or  $\frac{1}{4}$  in.  
16 stitches per inch

## THREE PUNCH PERFORATIONS

Produced by Machines Nos. 22w73 and 22w74

(Perforating once every four stitches)



Punch Holder 246701  
Punch (3) 304001  
Gauges  $\frac{3}{8}$  to  $\frac{1}{4}$  in.  
26 stitches per inch



Punch Holder 246704  
Small Punch (2) 304001  
Large Punch (1) 304007  
Gauges  $\frac{3}{8}$  to  $\frac{1}{4}$  in.  
 $21\frac{1}{2}$  stitches per inch




Punch Holder 246702  
Punch (3) 304001  
Gauges  $\frac{3}{8}$  to  $\frac{1}{4}$  in.  
 $21\frac{1}{2}$  stitches per inch



Punch Holder 246705  
Small Punch (2) 304001  
Large Punch (1) 304007  
Gauges  $\frac{3}{8}$  to  $\frac{1}{4}$  in.  
22 stitches per inch



Punch Holder 246703  
Punch (3) 304001  
Gauges  $\frac{3}{8}$  to  $\frac{1}{4}$  in.  
26 stitches per inch



Punch Holder 246706  
Small Punch (2) 304001  
Large Punch (1) 304007  
Gauges  $\frac{3}{8}$  to  $\frac{1}{4}$  in.  
26 stitches per inch

## THREE PUNCH PERFORATIONS—Continued



Punch Holder 246707  
Small Punch (2) 304001  
Large Punch (1) 304010  
Gauges  $\frac{3}{8}$  to  $\frac{1}{4}$  in.  
21½ stitches per inch



Punch Holder 246709  
Small Punch (2) 304001  
Large Punch (1) 304013  
Gauges  $\frac{3}{8}$  to  $\frac{1}{4}$  in.  
16 stitches per inch




Punch Holder 246710  
Small Punch (2) 304001  
Large Punch (1) 304013  
Gauges  $\frac{3}{8}$  to  $\frac{1}{4}$  in.  
26 stitches per inch



Punch Holder 246711  
Small Punch (2) 304001  
Large Punch (1) 304013  
Gauges  $\frac{3}{8}$  to  $\frac{1}{4}$  in.  
16½ stitches per inch



Punch Holder 246712  
Small Punch (2) 304001  
Large Punch (1) 304013  
Gauges  $\frac{3}{8}$  to  $\frac{1}{4}$  in.  
21½ stitches per inch



Punch Holder 246713  
Small Punch (2) 304001  
Large Punch (1) 304014  
Gauges  $\frac{3}{8}$  to  $\frac{1}{4}$  in.  
16 stitches per inch



Punch Holder 246714  
Small Punch (2) 304001  
Large Punch (1) 304014  
Gauges  $\frac{3}{8}$  to  $\frac{1}{4}$  in.  
21½ stitches per inch



Punch Holder 246715  
Small Punch (2) 304001  
Large Punch (1) 304014  
Gauges  $\frac{3}{8}$  to  $\frac{1}{4}$  in.  
26 stitches per inch



Punch Holder 246716  
Small Punch (2) 304001  
Large Punch (1) 304014  
Gauges  $\frac{3}{8}$  to  $\frac{1}{4}$  in.  
20½ stitches per inch



Punch Holder 246718  
Small Punch (2) 304007  
Large Punch (1) 304014  
Gauges  $\frac{3}{8}$  to  $\frac{1}{4}$  in.  
21½ stitches per inch

## THREE PUNCH PERFORATIONS—Continued



Punch Holder 246719  
Small Punch (2) 304001  
Large Punch (1) 304016  
Gauges  $\frac{3}{8}$  to  $\frac{1}{4}$  in.  
16½ stitches per inch



Punch Holder 246720  
Small Punch (2) 304001  
Large Punch (1) 304016  
Gauges  $\frac{3}{8}$  to  $\frac{1}{4}$  in.  
21½ stitches per inch



Punch Holder 246721  
Small Punch (2) 304001  
Large Punch (1) 304019  
Gauges  $\frac{3}{8}$  to  $\frac{1}{4}$  in.  
18 stitches per inch



Punch Holder 246722  
Small Punch (2) 304004  
Large Punch (1) 304019  
Gauges  $\frac{3}{8}$  or  $\frac{1}{4}$  in.  
16 stitches per inch



Punch Holder 246724  
Small Punch (2) 304001  
Large Punch (1) 304082  
Gauges  $\frac{3}{8}$  to  $\frac{1}{4}$  in.  
21½ stitches per inch



Punch Holder 246731  
Small Punch (2) 304001  
Large Punch (1) 304012  
Gauges  $\frac{3}{8}$  to  $\frac{1}{4}$  in.  
26 stitches per inch



Punch Holder 246733  
Small Punch (2) 304004  
Large Punch (1) 304014  
Gauges  $\frac{3}{8}$  and  $\frac{1}{4}$  in.  
18 stitches per inch




Punch Holder 246734  
Small Punch (2) 304007  
Large Punch (1) 304181  
Gauges  $\frac{3}{8}$  to  $\frac{1}{4}$  in.  
20½ stitches per inch


## THREE PUNCH PERFORATIONS

Produced by Machines Nos. 22w73 and 22w74

(Perforating once every five stitches)



Punch Holder 246702  
Punch (3) 304001  
Gauges  $\frac{3}{8}$  to  $\frac{1}{4}$  in.  
26 stitches per inch



Punch Holder 246704  
Small Punch (2) 304001  
Large Punch (1) 304007  
Gauges  $\frac{3}{8}$  to  $\frac{1}{4}$  in.  
26 stitches per inch

## THREE PUNCH PERFORATIONS—Continued



E 5665

Punch Holder 246707  
 Small Punch (2) 304001  
 Large Punch (1) 304010  
 Gauges  $\frac{3}{8}$  to  $\frac{1}{4}$  in.  
 26 stitches per inch



E 7024

Punch Holder 246733  
 Small Punch (2) 304004  
 Large Punch (1) 304014  
 Gauges  $\frac{3}{8}$  and  $\frac{1}{4}$  in.  
 22 $\frac{1}{2}$  stitches per inch



E 5636

Punch Holder 246709  
 Small Punch (2) 304001  
 Large Punch (1) 304013  
 Gauges  $\frac{3}{8}$  to  $\frac{1}{4}$  in.  
 20 stitches per inch



E 5653

Punch Holder 246714  
 Small Punch (2) 304001  
 Large Punch (1) 304014  
 Gauges  $\frac{3}{8}$  to  $\frac{1}{4}$  in.  
 26 stitches per inch



E 5638

Punch Holder 246711  
 Small Punch (2) 304001  
 Large Punch (1) 304013  
 Gauges  $\frac{3}{8}$  to  $\frac{1}{4}$  in.  
 22 stitches per inch



E 5672

Punch Holder 246716  
 Small Punch (2) 304001  
 Large Punch (1) 304014  
 Gauges  $\frac{3}{8}$  to  $\frac{1}{4}$  in.  
 25 stitches per inch



E 5649

Punch Holder 246712  
 Small Punch (2) 304001  
 Large Punch (1) 304013  
 Gauges  $\frac{3}{8}$  to  $\frac{1}{4}$  in.  
 26 stitches per inch



E 5667

Punch Holder 246718  
 Small Punch (2) 304007  
 Large Punch (1) 304014  
 Gauges  $\frac{3}{8}$  to  $\frac{1}{4}$  in.  
 26 stitches per inch



E 5637

Punch Holder 246713  
 Small Punch (2) 304001  
 Large Punch (1) 304016  
 Gauges  $\frac{3}{8}$  to  $\frac{1}{4}$  in.  
 20 stitches per inch



E 5635


Punch Holder 246719  
 Small Punch (2) 304001  
 Large Punch (1) 304016  
 Gauges  $\frac{3}{8}$  to  $\frac{1}{4}$  in.  
 22 stitches per inch

## THREE PUNCH PERFORATIONS—Continued



E 6606

Punch Holder 246720  
 Small Punch (2) 304001  
 Large Punch (1) 304016  
 Gauges  $\frac{3}{8}$  to  $\frac{1}{4}$  in.  
 26 stitches per inch



E 5666

Punch Holder 246724  
 Small Punch (2) 304001  
 Large Punch (1) 304082  
 Gauges  $\frac{3}{8}$  to  $\frac{1}{4}$  in.  
 26 stitches per inch



E 5674

Punch Holder 246721  
 Small Punch (2) 304001  
 Large Punch (1) 304019  
 Gauges  $\frac{3}{8}$  to  $\frac{1}{4}$  in.  
 22 $\frac{1}{2}$  stitches per inch



E 6608

Punch Holder 246734  
 Small Punch (2) 304004  
 Large Punch (1) 304181  
 Gauges  $\frac{3}{8}$  to  $\frac{1}{4}$  in.  
 25 stitches per inch

## FOUR HOLE PERFORATIONS

Produced by Machines Nos. 22w73 and 22w74

(Perforating once every four stitches)



E 6605

Punch Holder 246826  
 Small Punch (2) 304004  
 Large Punch (2) 304141  
 Gauge  $\frac{1}{4}$  in. only  
 16 stitches per inch

## FOUR HOLE PERFORATIONS

Produced by Machines Nos. 22w73 and 22w74

(Perforating once every five stitches)

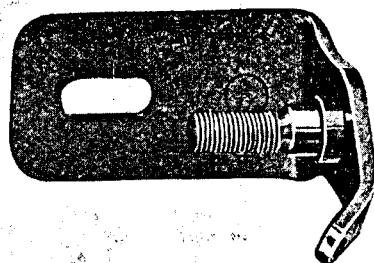


E 6604

Punch Holder 246827  
 Small Punch (2) 304004  
 Large Punch (2) 304141  
 Gauge  $\frac{1}{4}$  in. only  
 16 stitches per inch

PLATE 10881—FULL SIZE

225461




200082




202104



2102



225462



202407



201499



201572





PLATE 10884—FULL SIZE

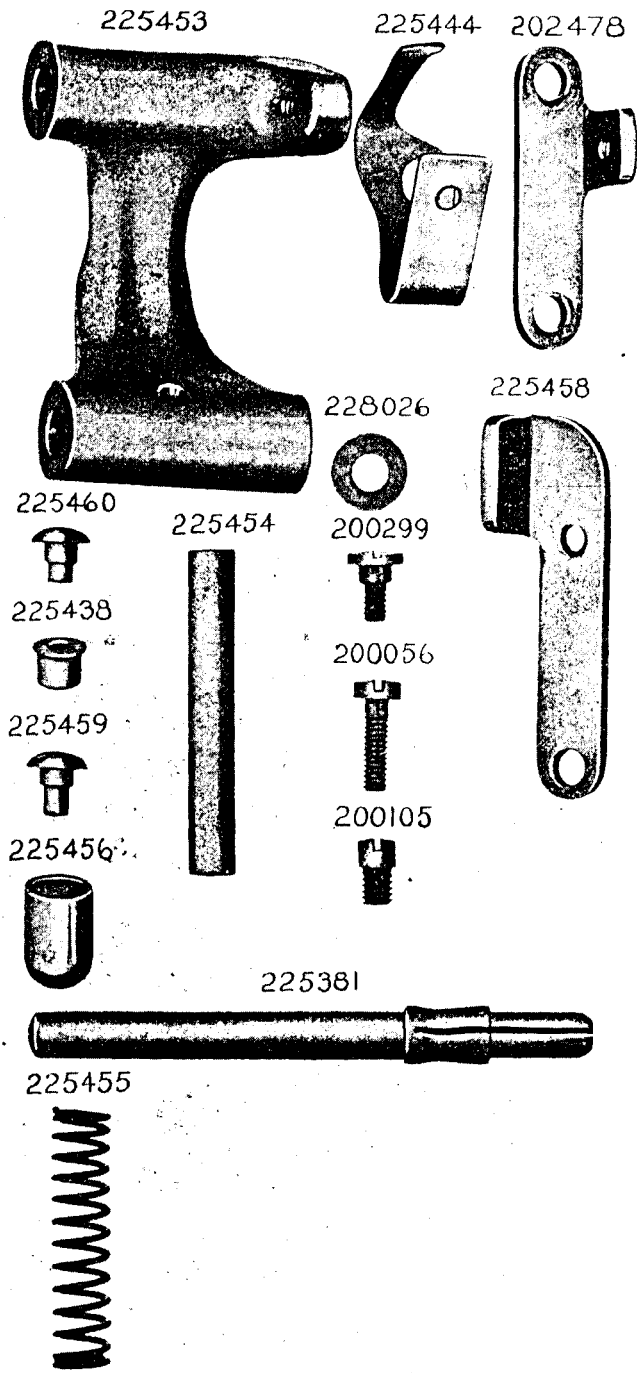




PLATE 10885—ONE-FOURTH SIZE



From the library of: Diamond Machine Corp

PLATE 11007—FULL SIZE


203241




200555



203242



203245




203250



200393




203246



200006



203249



225585



203244




200840




PLATE 11242—ONE-HALF SIZE

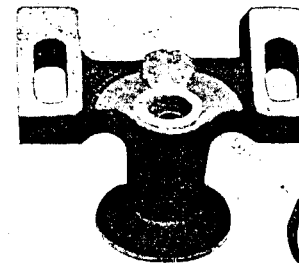
203468



203468



203307



203464



203718



203718



203469

No 4 OUTFIT

203208



203209



203210



203241



From the library of: Diamond Needle Co.

PLATE 12250—FULL SIZE

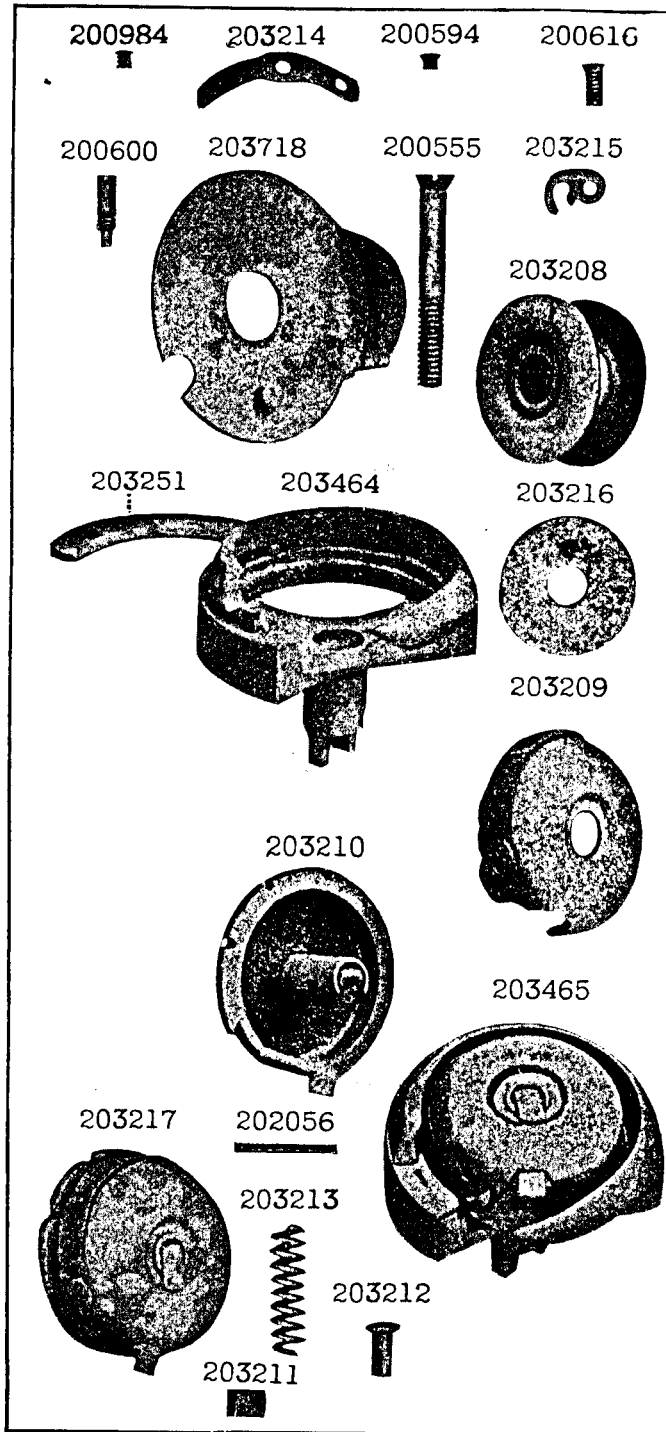


PLATE 12306—FULL SIZE

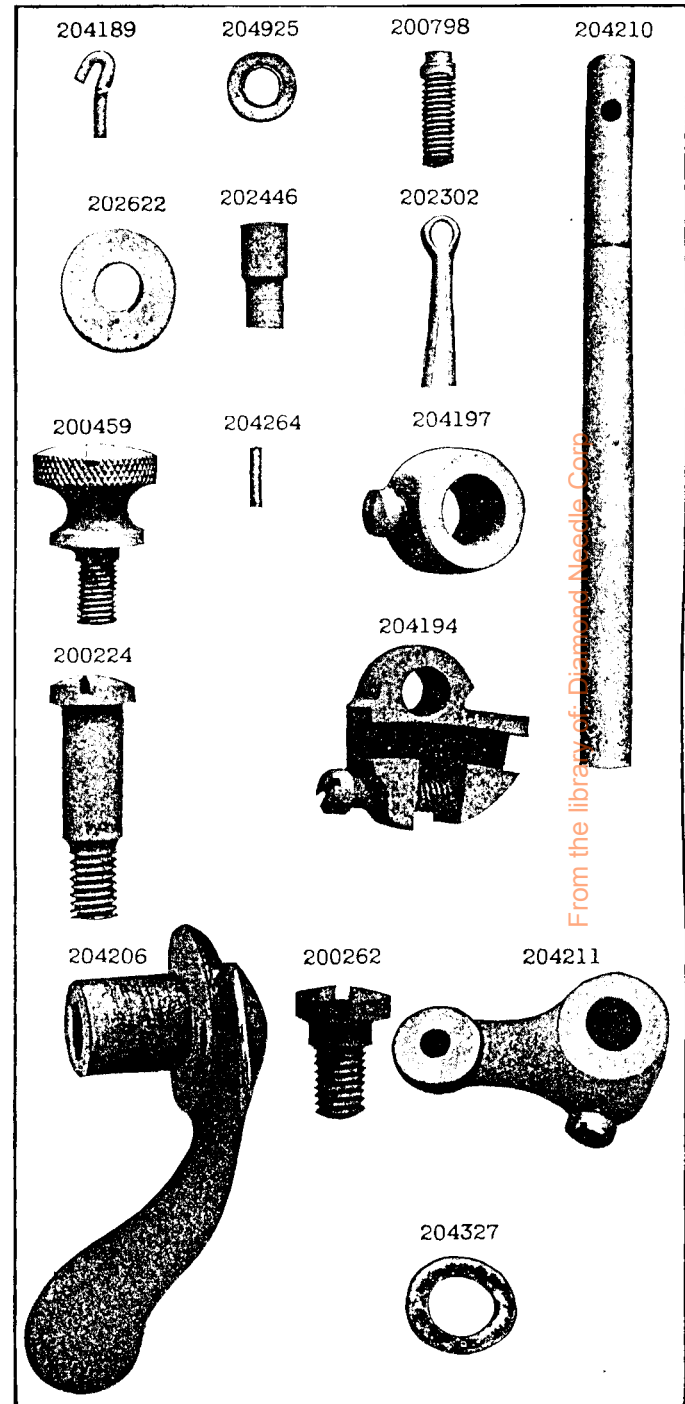


PLATE 12307—FULL SIZE

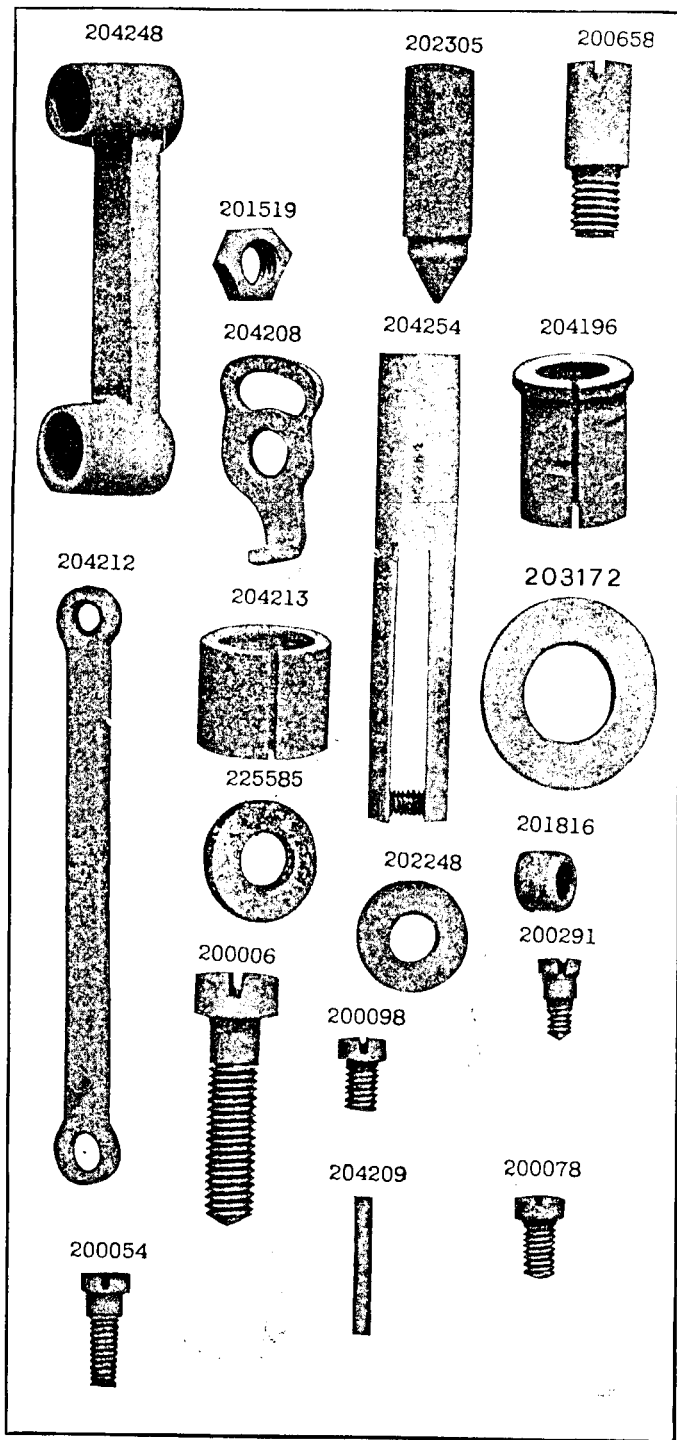
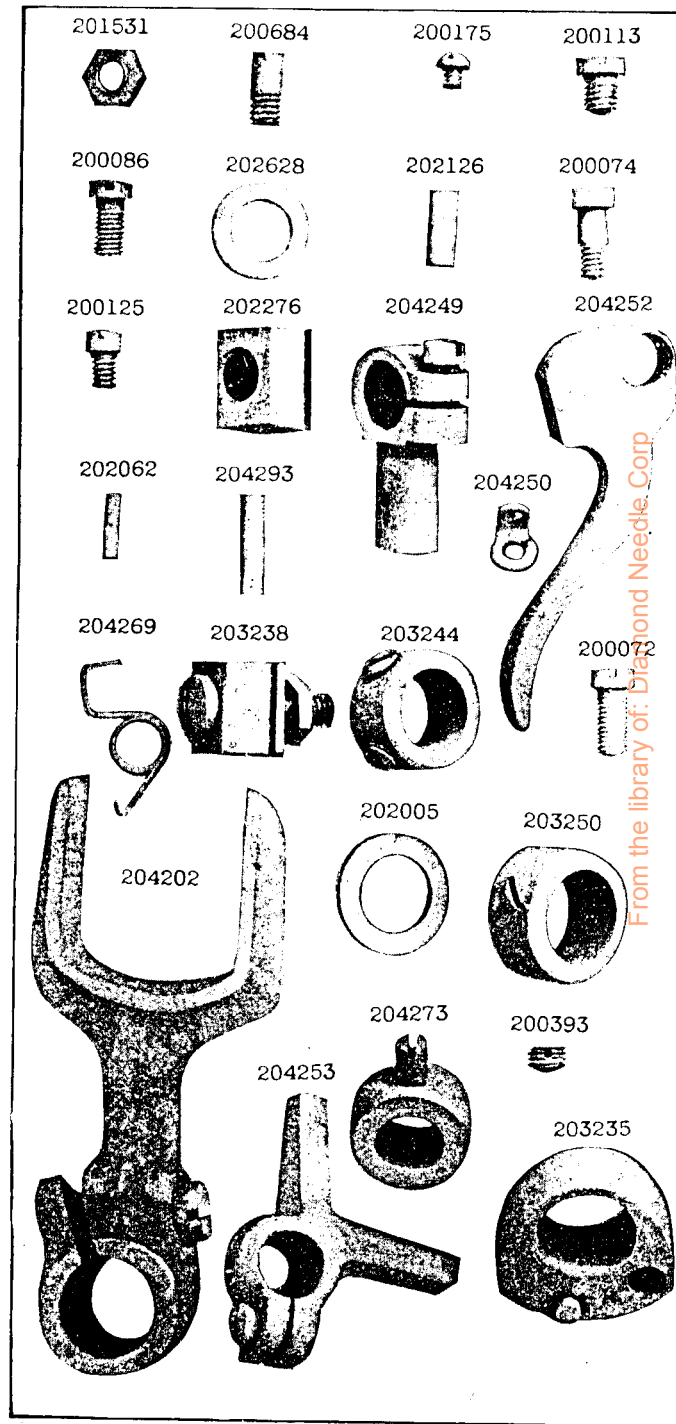


PLATE 12308—FULL SIZE



From the library of: Diamond Needle Corp.

PLATE 12309 -FULL SIZE

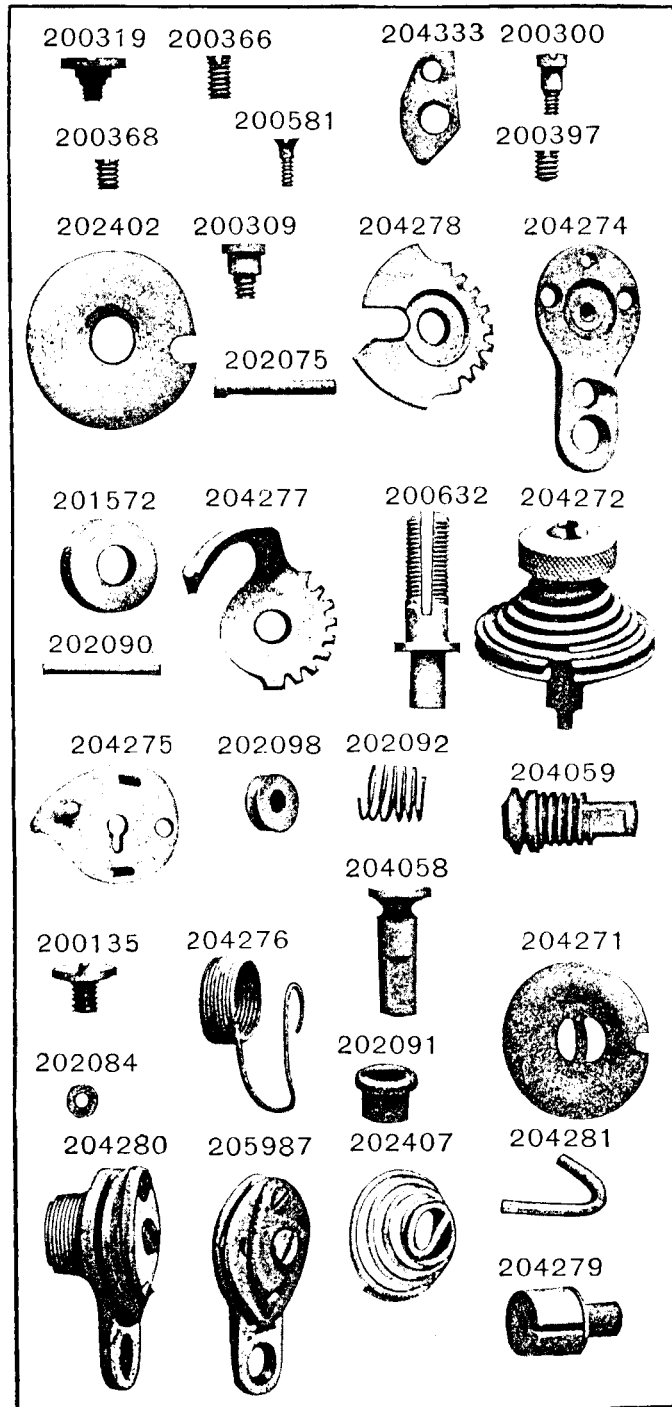


PLATE 12311 -FULL SIZE

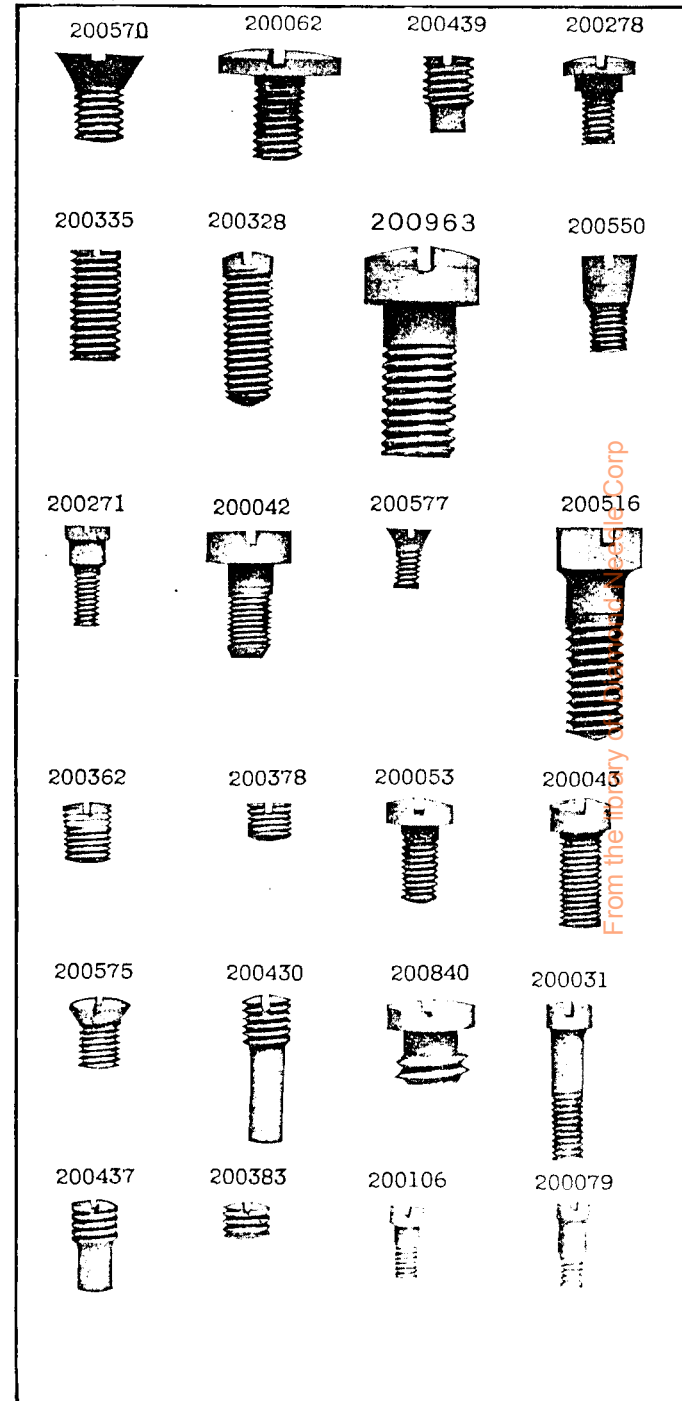


PLATE 12388—FULL SIZE

227227



202784




206628



225016



227576

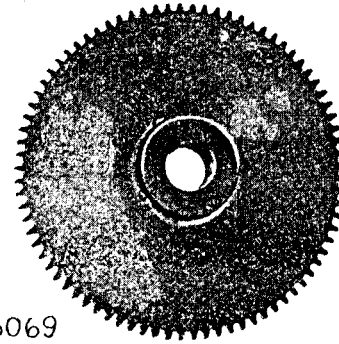


227316



PLATE 13131—ONE-HALF SIZE


246070



246067




246068




246069



246072



213006



From the library of: Diamond Needle Corp

PLATE 14006—FULL SIZE

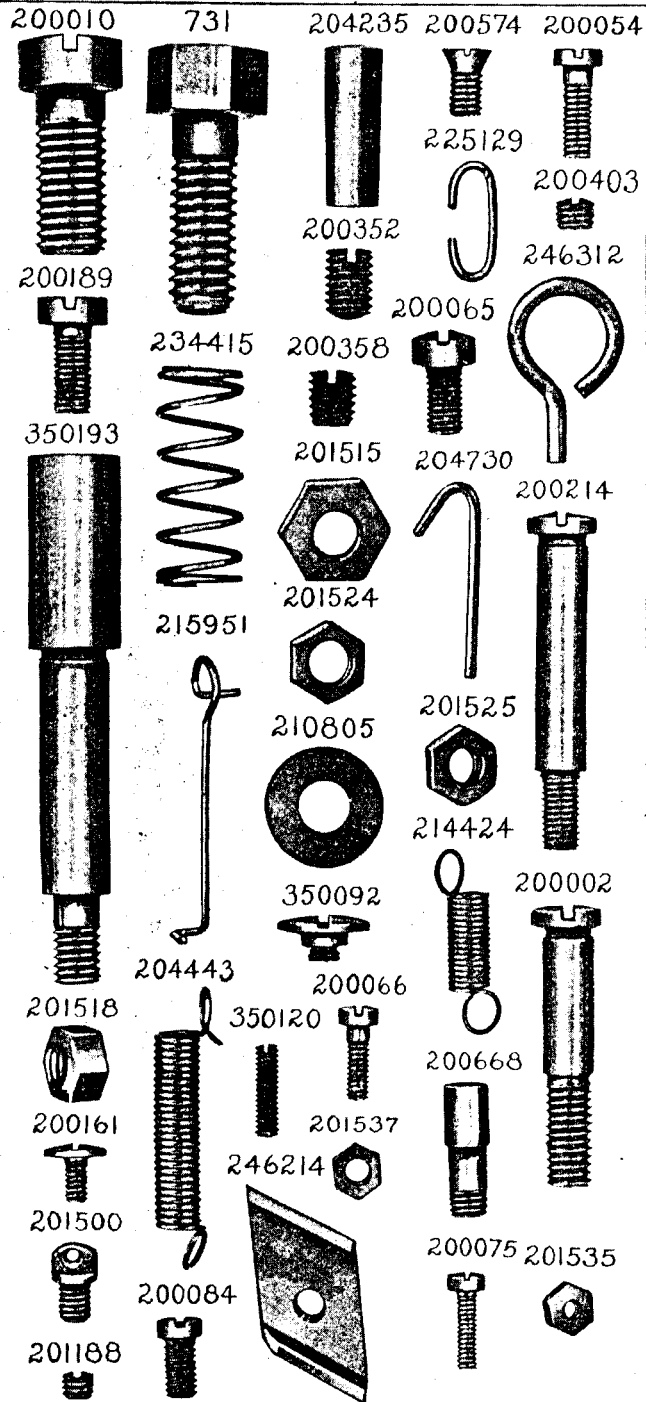
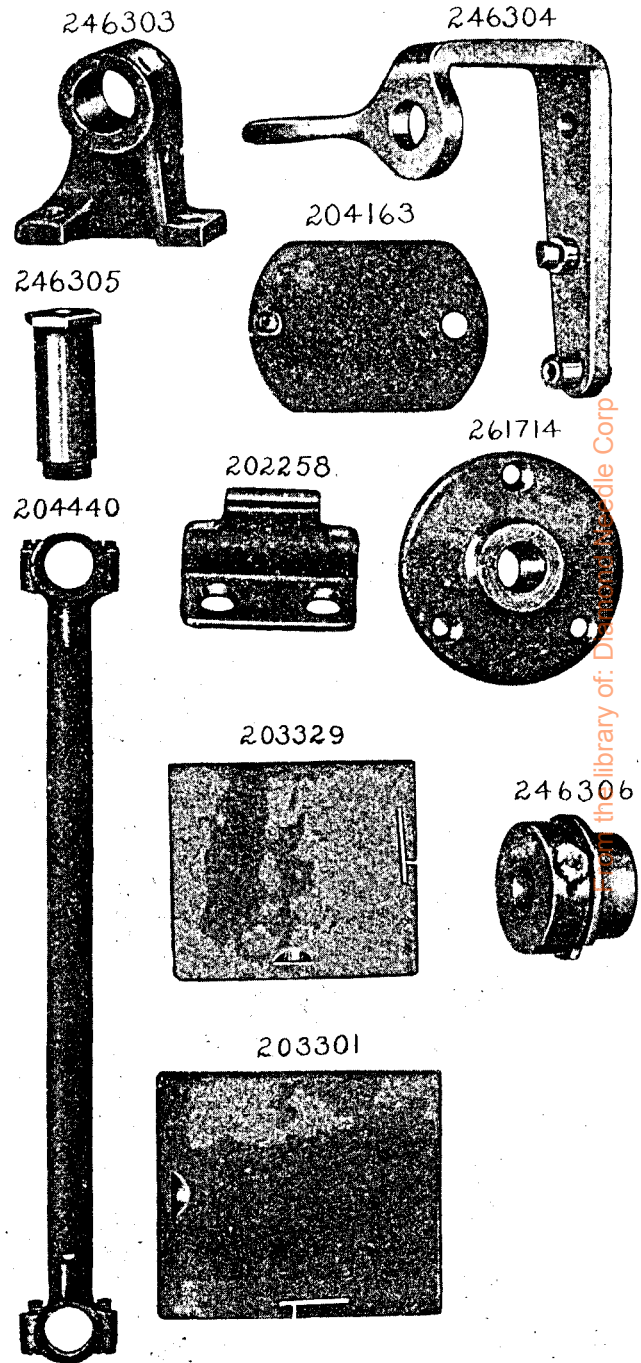


PLATE 14007—ONE-HALF SIZE



Library of: Dresser Industries Inc.

PLATE 14008—ONE-FOURTH SIZE

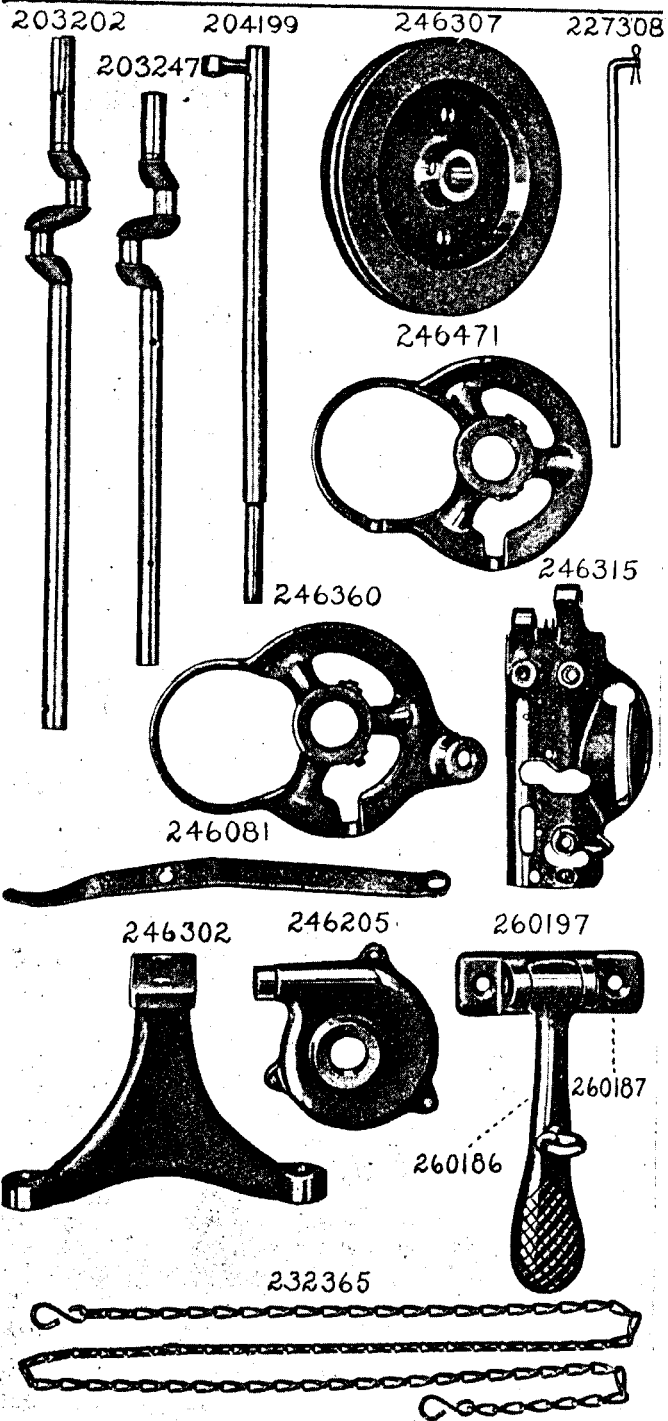
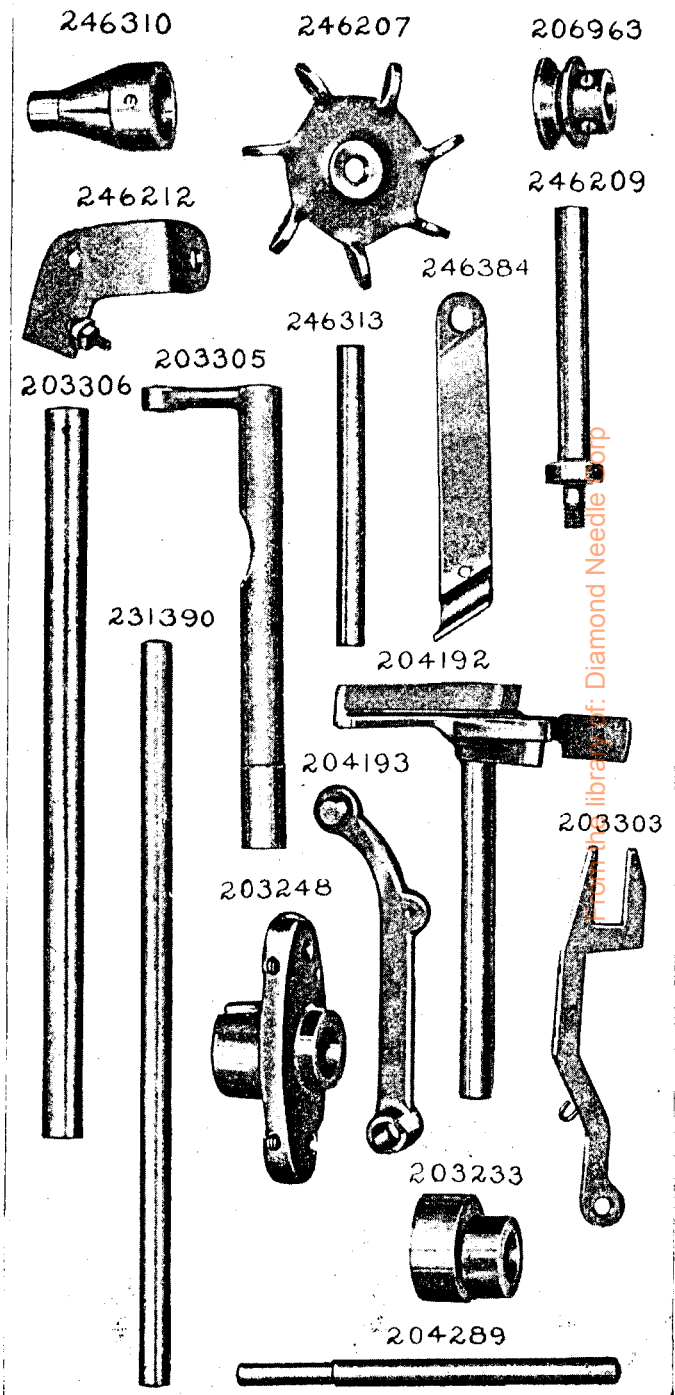


PLATE 14024—ONE-HALF SIZE



From the Library of: Diamond Needle Corp



PLATE 14025—FULL SIZE

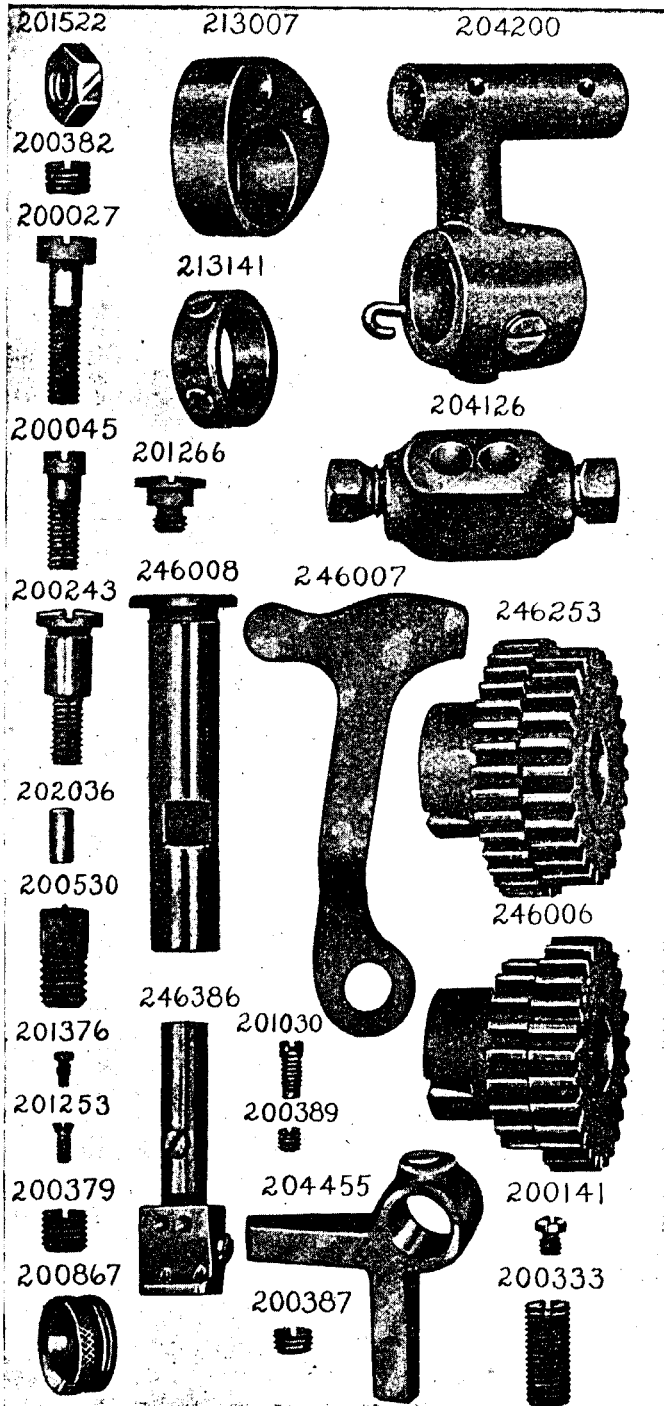
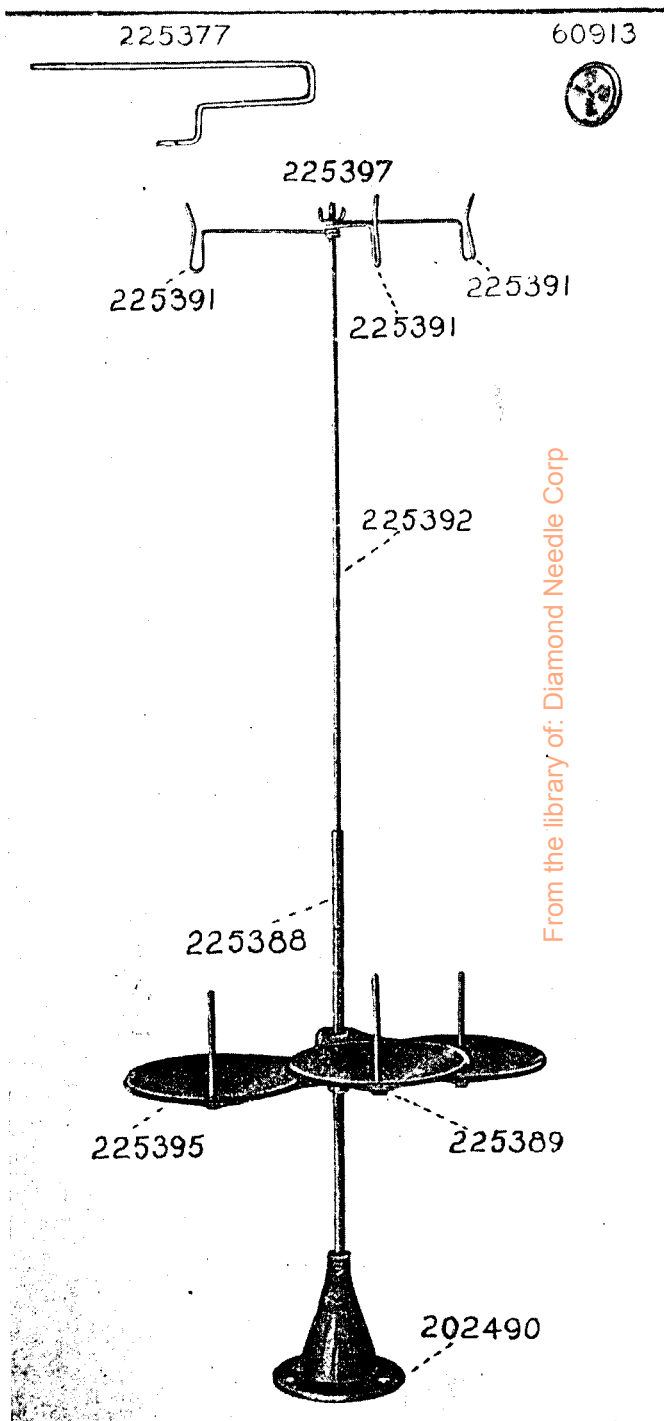


PLATE 14083—ONE-SIXTH SIZE



From the library of: Diamond Needle Corp

PLATE 14383—ONE-HALF SIZE

225497



225554



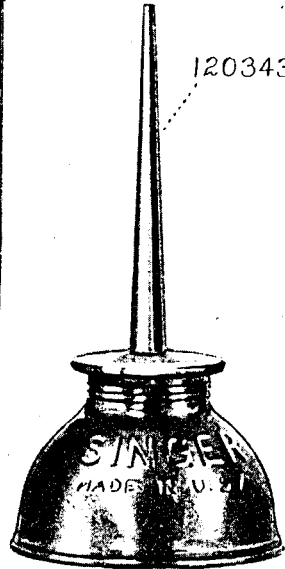
225498



41400



120342



120343

PLATE 14503—FULL SIZE

204258



350194



200391

235404



200946



350131



200205



200347



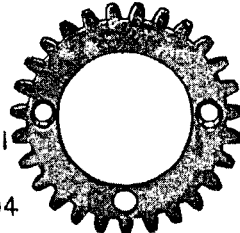
200493




246334



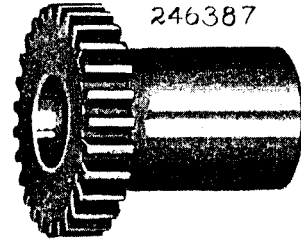
235380



204246



246387



304010



304304



756


201975




200465



246338



246505



201871



246337



201540



201177



193



201421



231433




From the Library of: [www.etsy.com](http://www.etsy.com)

PLATE 14504—ONE-HALF SIZE


246331



246333



246335



246259



246258



246260



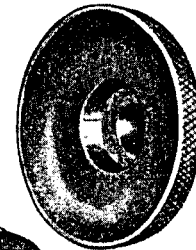


PLATE 14505—FULL SIZE

246339



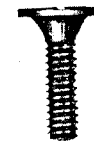
201928




201317



50553



246353



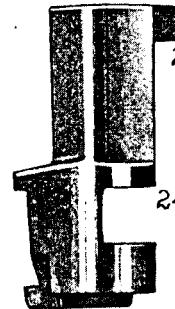
202558



200675



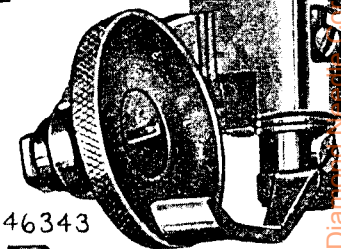
202560



200350



246342



246343



246344



246341



229371



200077



246345




246346



202760

229744

229745



1528

200064



1766




226220



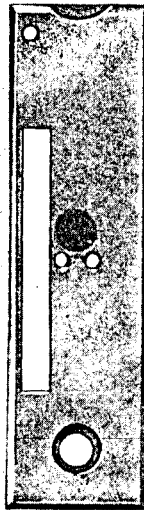
From the library of: Diamond Tool Steel Co.

PLATE 14506—FULL SIZE


246080



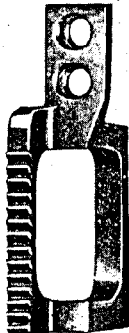
246364



246365



212209



246318




246319




PLATE 14507—FULL SIZE

246366



246367



246320



246321



246074 246079 246377

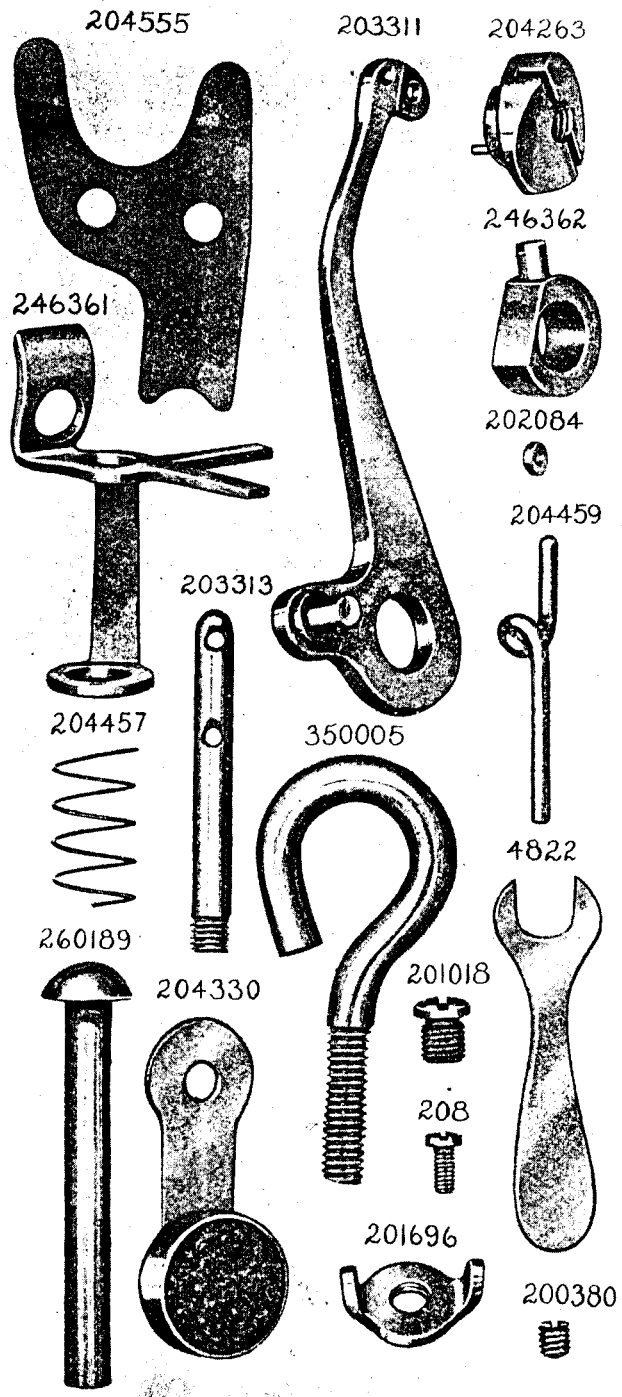


246378



From the

PLATE 14508—FULL SIZE



From the library of: Diamond Needle Corp